




EXPERT Downtown living.



ATTACHED

MAY STATS ▼

	THIS MONTH		PREV MONTH		PREV YEAR	
	No.	No.	% CHANGE	No.	% CHANGE	
Number Of Listings	374	375	0%	755	-50%	
Number Of Sales	305	260	17%	213	43%	
List / Sale Ratio	0.82	0.69	18%	0.28	189%	
Average Days On Market	17	16	6%	26	-35%	
Average Sold Price	\$1,008,331	\$875,588	15%	\$772,636	31%	
Total Value Of Sales	\$307,540,955	\$227,652,880	35%	\$164,571,468	87%	

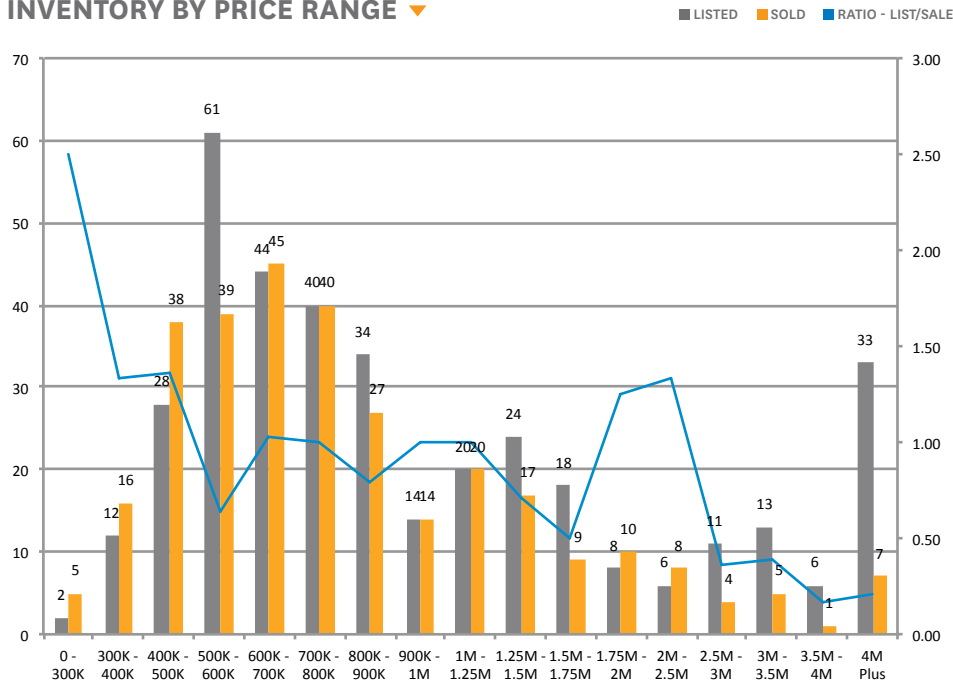
MARKET SUMMARY ▼

SALES VS 2015

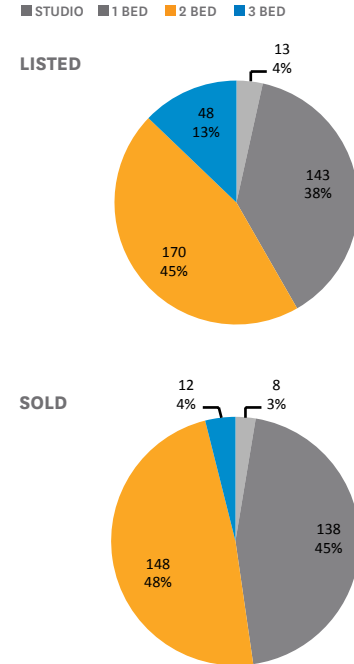
↑43%

- The number of listings remained the same at 374 active listings
- The number of sales increased by 17%, 305 homes were sold in May
- Compared to May 2015, listings decreased by 50% while sales increased by 43%
- The average sale price was \$1M, this is an increase of 31% compared to the previous year

INVENTORY BY PRICE RANGE ▼



INVENTORY BY TYPE ▼



HISTORICAL TREND ▼

