

MARKET SUMMARY

The number of townhome **listings** in the REBGV dipped to 1,539 in November, 8% below October and 48% higher than in November 2017.

Townhome **sales** in November, at 256, were down 18% vs October and were 34% below last year.

The **sales-to-listings ratio** decreased to 17% as the REBGV townhome segment remained in balanced market conditions.

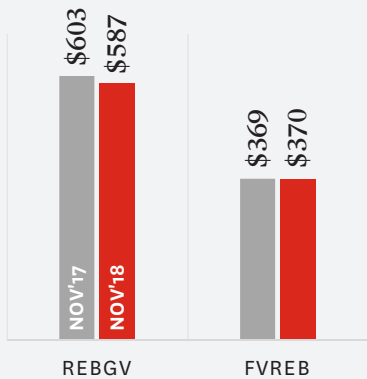
The townhome **benchmark price** in November was \$818,500, 1.3% below October but 3% above November 2017.

The **average sold price** was \$838,829, with an **average PSF sales price** of \$587 (down 1.2% and 3% from October respectively).

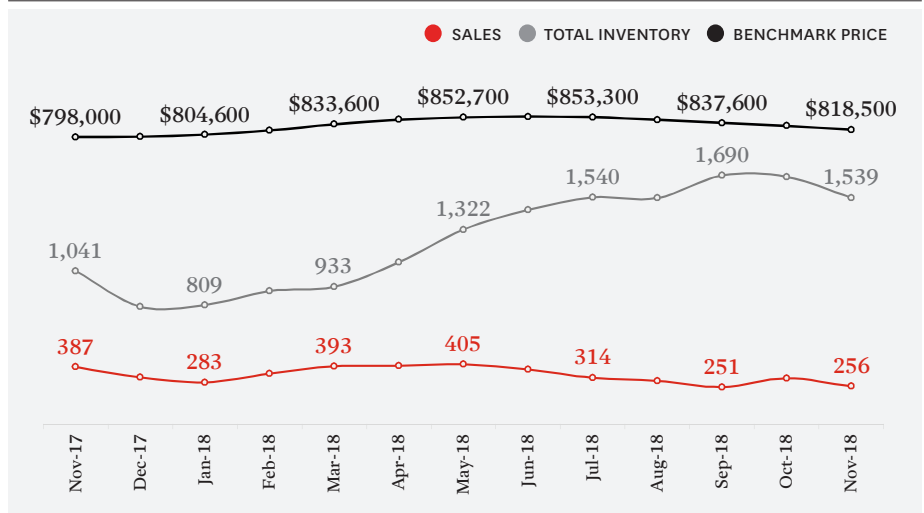
AVERAGE PRICE	AVERAGE PSF PRICE	BENCHMARK PRICE	TOTAL LISTINGS	SALES	SALES TO LISTING RATIO
DOWN 3%	DOWN 3%	UP 3%	UP 48%	DOWN 34%	17%
VS 2017	VS 2017	VS 2017	VS 2017	VS 2017	BALANCED

	THIS MONTH	PREVIOUS MONTH	PREVIOUS YEAR	
	No.	No.	No.	% Change
TOTAL LISTINGS	1,539	1,681	1,041	48%
TOTAL SALES	256	311	387	-34%
SALES-LISTINGS RATIO	17%	19%	37%	-55%
BENCHMARK PRICE	\$818,500	\$829,200	\$798,000	3%
AVERAGE SOLD PRICE	\$838,829	\$848,642	\$860,662	-3%
AVERAGE PRICE PSF	\$587	\$607	\$603	-3%

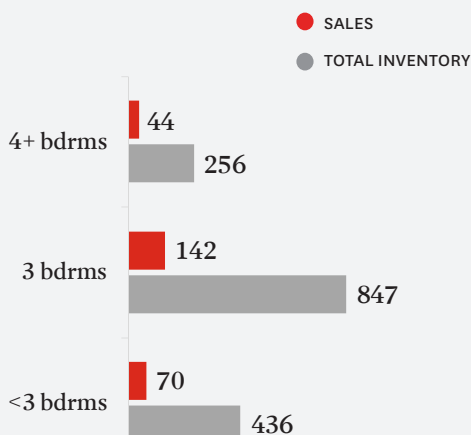
AVG PRICE PER SQUARE FOOT



HISTORICAL TREND



NUMBER OF BEDROOMS



TOTAL LISTINGS & SALES BY PRICE RANGE

