

TOP *of* MIND

REOPENING THE ECONOMY



With COVID-19 mitigation measures leading to an apparent leveling off of case growth globally at the same time that the economic costs of such measures continue to mount, several countries around the world have begun to plan for—or have already started to implement—economic reopening. But absent herd immunity or a vaccine for the virus, such reopenings increase the risk of disease resurgence. With this in mind, what a safe reopening might look like, how well-positioned the US is to achieve one and how quickly reopening would really translate into economic recovery is Top of Mind. We consult three experts on these questions: University of Pennsylvania’s Dr. Zeke Emanuel, Duke University’s Dr. Mark McClellan and Harvard

University’s Dr. Barry Bloom. And we share our own take on a potential US recovery path, informed by lessons from China’s reopening experience so far. Finally, with more complete economic normalization only likely with an effective testing regime, treatments, or a widely available vaccine for COVID-19—we discuss where we are on all of the above.



The evidence suggests that this may be a demand side [economic] problem, not a supply side one, which won’t be solved by just opening up a restaurant or a salon.

- Dr. Zeke Emanuel

The data so far suggests that the vast majority of Americans are not immune to COVID-19. And that means that antibody tests, even when we do get them right, won’t be a primary solution as we reopen.

- Dr. Mark McClellan

The key point is that we must do a lot better on testing people in the community who are not symptomatic as we contemplate reopening...I return to my favorite refrain: the key is testing, testing, testing.

- Dr. Barry Bloom



Allison Nathan | allison.nathan@gs.com Gabriel Lipton Galbraith | gabe.liptongalbraith@gs.com Jenny Grimberg | jenny.grimberg@gs.com

WHAT’S INSIDE

INTERVIEWS WITH:

Dr. Zeke Emanuel, Vice Provost for Global Initiatives, University of Pennsylvania

Dr. Mark McClellan, Director of the Duke-Margolis Center for Health Policy, Duke University

Dr. Barry Bloom, Professor, T. H. Chan School of Public Health, Harvard University

REOPENING THE US ECONOMY

David Choi and David Mericle, GS US Economics Research

CHINA’S ROADMAP: WHAT IS/ISN’T APPLICABLE

Hui Shan, GS China Economics Research

Q&A ON TESTING, TREATMENTS AND VACCINES

Salveen Richter, GS US Biotechnology Equity Research

CONTROL MEASURE EFFICACY AND REOPENING

Daan Struyven and Isabella Rosenberg, GS Economics Research

TESTING: A VITAL PART OF THE STORY

Michael Cahill, GS Markets Research

...AND MORE

Investors should consider this report as only a single factor in making their investment decision. For Reg AC certification and other important disclosures, see the Disclosure Appendix, or go to www.gs.com/research/hedge.html.

Macro news and views

We provide a brief snapshot on the most important economies for the global markets

US

Latest GS proprietary datapoints/major changes in views

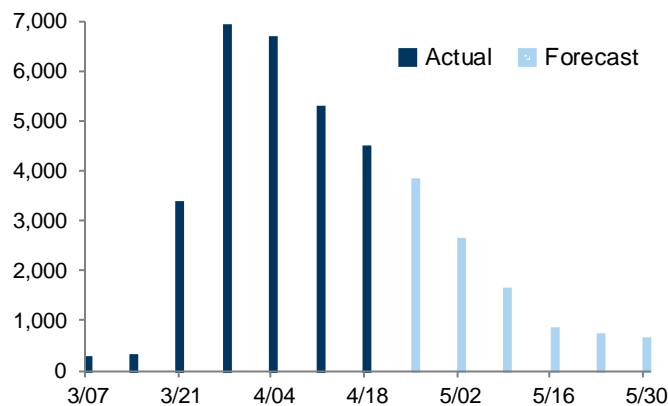
- We expect a 4.3% ann. decline in the initial release of Q1 GDP, but believe this conceals a true decline of 8%.
- We now expect the unemploy. rate to peak at 15% in Q320.
- We've increased our expectations for US fiscal policy, and see another \$550bn of stimulus this year on top of the already approved \$2.5tn, and expect a further \$1tn over 2021-22.

Datapoints/trends we're focused on

- Jobless claims, which we expect will rise by a further 3.6mn—a decline from the peak.
- The start of loosening lockdown restrictions in some states.

US Jobless claims on the decline

Initial claims for unemployment insurance, thousands



Source: US Bureau of Labor Statistics, Goldman Sachs GIR.

Europe

Latest GS proprietary datapoints/major changes in views

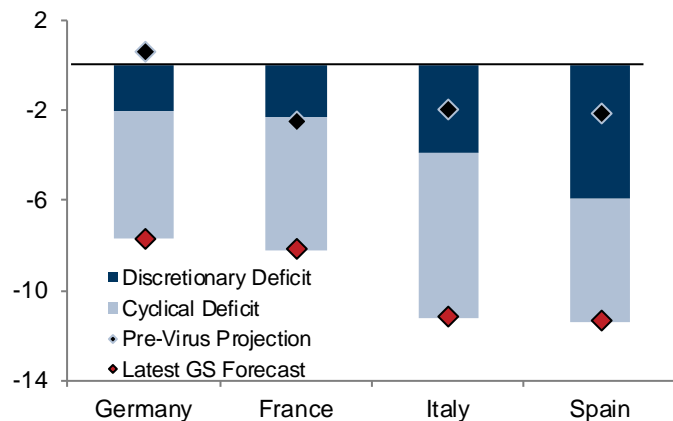
- We now estimate that Euro area unemployment will rise to 11.5% by the middle of the year, concentrated in the south.
- We believe the fiscal policy response will fall short of the comprehensive fiscal solution needed to alleviate concerns about sovereign risk in the Euro area, and we therefore expect the ECB to step up the PEPP by EUR 500bn this week.

Datapoints/trends we're focused on

- Fiscal stress; we expect EMU-4 headline deficits to rise to >11% of GDP in Italy/Spain and ~8% in France/ Germany.
- The start of economic reopening in several countries.

We expect larger EMU-4 deficits

Headline public deficit share of GDP, %



Source: Goldman Sachs Global Investment Research.

Japan

Latest GS proprietary datapoints/major changes in views

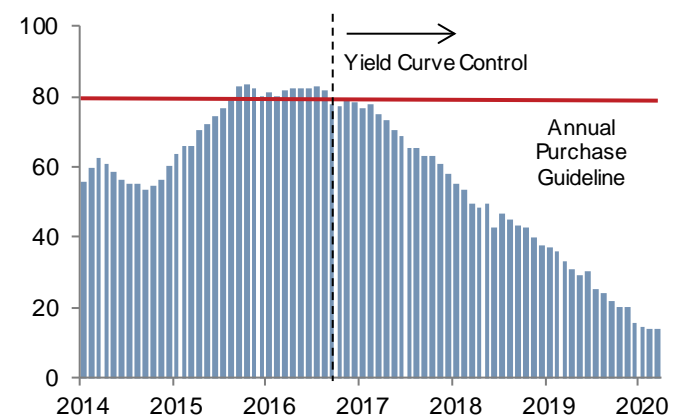
- We've lowered our annual real GDP forecast for FY2020 to -6.6% off the back of an extension of the national state of emergency, which we don't expect a boost to consumption from cash payments will offset.
- We think removal of the upper limit on JGB purchases will likely only be symbolic, as the increase in purchases will be limited by concerns around maintaining yield curve control.

Datapoints/trends we're focused on

- Loosening of activity restrictions; we assume restrictions will be loosened in Q320, allowing economic recovery to begin.

Removal of upper limit on JGB purchases symbolic

YoY change in outstanding JGB held by BOJ, trillions of yen



Source: Bank of Japan, Goldman Sachs Global Investment Research.

Emerging Markets (EM)

Latest GS proprietary datapoints/major changes in views

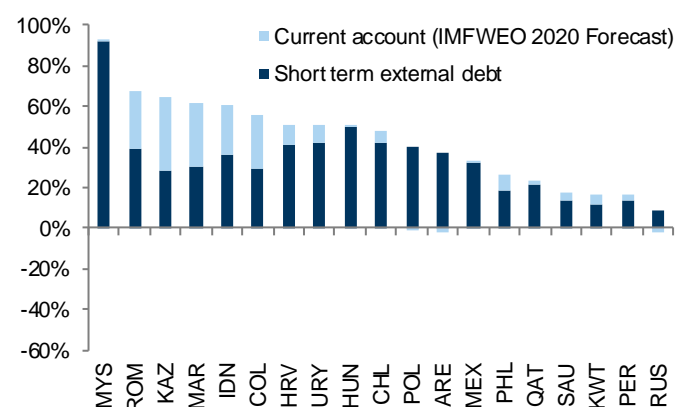
- We've lowered our growth forecasts for India, and now forecast QoQ ann. GDP growth of -20% in Q220, as the virus continues to spread and lockdowns are extended.
- We now expect growth in CEE to fall by 4.7% in 2020 and rebound by 6.9% in 2021 as lockdowns are eased.
- EM downgrade risk: We think Colombia, Romania and Mexico are IG countries to watch for further downgrades.

Datapoints/trends we're focused on

- China April PMIs and any news on central/local government special bond issuance coming out of this week's National People's Congress standing committee meeting.

IGs have high reserves vs external financing needs

2020 estimated external financing needs, % FX Reserves



Source: Haver Analytics, Goldman Sachs Global Investment Research.

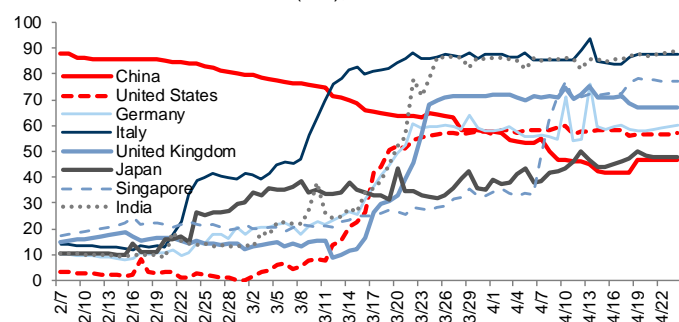
Reopening the economy

Signs that widespread shutdowns, social distancing and other mitigation measures have slowed the spread of COVID-19 in parts of Europe and the US, combined with increasing visibility on the economic devastation of such measures, has prompted many countries to begin to plan for—or even implement—a reopening of their economies. Indeed, following in the footsteps of mainland China—where almost all businesses and factories have now restarted—Denmark, Austria and Germany have already initiated phased reopenings. And, in the US, the Trump Administration recently rolled out national reopening guidelines, with several US states beginning to put their own reopening plans into action in recent days (see pgs. 8-9).

But, in the absence of herd immunity or a vaccine for COVID-19—neither of which is likely in the near term—such reopening comes with a high risk of disease resurgence. With this in mind, what a safe reopening might look like, how well-positioned the US is to achieve one and how quickly reopening would really translate into economic recovery is Top of Mind.

A look at lockdowns

GS Effective Lockdown Index (ELI); index



Source: Univ. of Oxford, Google, Goldman Sachs GIR. (See [here](#) for details.)

We speak with three external experts: Dr. Zeke Emanuel, Vice Provost for Global Initiatives at the University of Pennsylvania and former Health Policy Adviser in the Obama Administration, Dr. Mark McClellan, Director of the Duke-Margolis Center for Health Policy at Duke University and former FDA commissioner in the G.W. Bush Administration, and Dr. Barry Bloom, professor at Harvard University's T.H. Chan School of Public Health. All agree that we must see more improvement in the disease trajectory in most areas of the US before they can safely reopen (and how we are assessing this matters), any reopening should be conducted in phases (with reopening of non-essential businesses that require close contact and relaxation of protections for vulnerable populations coming later) and increased testing and contact tracing is necessary to ensure a safe reopening (both in terms of being able to better gauge where we are in the progression of the pandemic and to identify and isolate asymptomatic carriers, which will be critical to avoiding/containing potential flare-ups).

Extensive analysis conducted by GS economists Daan Struyven and Isabella Rosenberg provides support for these views, finding that public virus control measures have a large, negative impact on infections—and removing them prematurely and/or indiscriminately therefore raises the risk of a second wave of infection. And GS strategist Michael Cahill digs deeper into the importance of understanding the scope of, and constraints on, testing in order to have a more accurate grasp on the disease trajectory, which is crucial to any informed reopening plan.

Hui Shan, GS Senior China Economist then looks at the extent to which China's economic reopening provides a useful roadmap for the US and other countries. She argues that some of the challenges that China has faced in reopening—including the risk of resurgence and an uneven economic recovery—are (unfortunately) also likely to be features elsewhere. But some of the drivers behind China's overall success in reopening—such as extensive use of surveillance technology to closely monitor and control the spread of the virus as well as pressure and assistance for factory and business restarts from a centralized government—may not be.

Dr. Emanuel also cautions that a near-term "reopening" of the US economy may not deliver much of an economic reprieve, emphasizing that the current economic damage may be less a function of businesses being closed—i.e., a supply-side problem—and more of a function of the public's health fears—i.e., a demand-side problem. And until the US and other countries implement robust testing and contact tracing regimes that ease these fears, just hanging an "open" sign on the door won't solve this problem.

GS US economists David Choi and David Mericle take note of these reasons to be cautious about the pace of US reopening, but also see some encouraging signs, such as the fact that most of the massive US layoffs have so far been temporary. On net, their baseline view continues to assume a gradual growth recovery beginning in May that leads to a quarterly annualized increase in GDP of +19% in Q3 and +12% in Q4, albeit from very low Q2 levels, leaving 2020 growth at -6.0%.

All that said, of course, development of herd immunity or discovery of effective treatments and—ultimately—a vaccine for COVID-19 will mark critical turning points for economic normalization. So we turn to Dr. Bloom as well as GS lead analyst for the US Biotechnology sector, Salveen Richter, to discuss what attaining them will require, and how close we are.

Dr. Bloom explains why achieving herd immunity anytime soon seems unlikely, and that little is still known about the endurance of immunity to COVID-19 at all. And he thinks we are still at least 18 months away from a vaccine. But his news isn't all bad; he stresses that this would be a record-fast timeline for a vaccine given revolutionary advances in vaccine development (see pg. 22 for details), and he doesn't believe mutation of the virus will be a problem for the effectiveness of future vaccines. He is also confident that we will find useful treatments for the virus long before we have a vaccine—as early as this fall. Richter then details the most promising treatments and vaccines today—and what to watch for as signposts of their success in the coming weeks and months.

We wish everyone good health during this difficult time. P.S. Don't forget to check out the podcast version of this and other recent GS Top of Mind reports—on [Apple](#) and [Spotify](#).

Allison Nathan, Editor

Email: allison.nathan@gs.com
Tel: 212-357-7504
Goldman Sachs and Co. LLC



Interview with Dr. Zeke Emanuel

Dr. Zeke Emanuel is Vice Provost for Global Initiatives at the University of Pennsylvania, co-host of the Endeavor Content podcast “Making the Call”, and former Health Policy Adviser in the Obama White House. Below, he argues that the problem with the economy may be demand driven, and so reopening states without a testing regime that boosts public confidence may not solve the issue.

The views stated herein are those of the interviewee and do not necessarily reflect those of Goldman Sachs.



Allison Nathan: The Trump Administration recently rolled out a plan for reopening the US. Where does the plan get it right, and where does it fall short?

Dr. Zeke Emanuel: The plan gets three important things right. First, that the reopening must be phased.

Second, that different kinds of non-

essential businesses should reopen at different stages depending on the risk they pose in terms of spreading the coronavirus. And third, that vulnerable populations, such as people living in senior facilities, should be particularly protected, with visits to these facilities only permitted in the late phase of reopening and with strict hygiene protocols.

But the plan gets many things wrong. One is the trigger for reopening. The guidelines suggest a trigger of 14 days of declines in cases and sufficient hospital capacity. While hospital capacity seems right, I think the absolute level of infection is a more appropriate trigger. That’s because you could still have a high transmission rate even as the number of cases declines, which is, in fact, what we are seeing in many places right now—basically, a plateau in cases with only a very slow decline. You can’t have a very high transmission rate and reopen, so the trigger should be a low rate of infection, at around 20 new cases per million of the population.

The second problem is the grouping of heterogeneous businesses—including restaurants, sporting events and religious services—under “large venues” that can reopen with strict physical distancing protocols in the earliest phase. The problem is that these venues pose very different risks to the spread of the virus. In a restaurant, you can remove half the tables, space them out, and have people wear face masks when they’re not eating. At sporting events, even if seating is spaced out, people inevitably will be crammed together at the entry gate, concession stands, and bathrooms, and cheering will certainly spew all sorts of droplets into the air; nobody gets up and shouts across a restaurant. So I think that’s a bad mistake. The guidelines also make no mention of how to handle flare-ups of COVID-19 in the community once it starts to reopen. And finally, the plan is a failure when it comes to testing—the linchpin in any effort to reopen the economy.

Allison Nathan: On testing, how short are we of what we need to safely reopen, and how can we overcome this shortfall?

Dr. Zeke Emanuel: The reported numbers suggest US testing is hovering around 150k tests per day. The minimum number of required tests I’ve seen is about 500k a day, which seems to come from CDC guidelines that we should test people who are symptomatic. But even this minimum number of required tests

is still not enough, because just testing people with symptoms is the wrong approach. The big issue in reopening the economy is the extent to which it could accelerate transmission of the virus. And to get a handle on transmission, you need to focus on a bunch of core groups, but two in particular. One is frontline people who have a lot of contact with others, including healthcare workers, grocery workers, policemen, and first responders. Those people must be tested regularly, like every week. If you just add up those groups, that’s 7 million people, or 1 million tests a day.

The other group of people that must be tested in order to prevent potential flare-ups are people who are asymptomatic and could spread the virus to many other people, so-called super spreaders. We’ve seen the damage these super spreaders can inflict in the outbreaks at the Smithfield meat processing plant in South Dakota and the Biogen meeting in Boston. By definition, you can’t find those asymptomatic people when you are only testing people with symptoms. So you need to find them by tracking contacts of symptomatic people, which requires technology, and by conducting frequent tests on a random sample of the community. When all is said and done, we estimate that all of this testing required to safely reopen the economy amounts to about 2 million tests per day—so we are very far short of what we need. How do we address this shortfall? To start, we need an acknowledgment of this shortfall. And then we need a very strict game plan, probably led by a single, competent leader.

Allison Nathan: The administration has suggested that some of the numbers on testing could be misleading because more testing is being done by private labs. Could we have less of a testing shortfall in reality than we think?

Dr. Zeke Emanuel: Maybe. But, first of all, the fact that reliable data on testing—as well as other basic COVID-19 metrics—isn’t available is plain incompetence. This is knowable data that we must have to be able to efficiently move forward on reopening, treatment and other fronts. And, second, it’s very unlikely that three or four times the number of reported tests—the minimum amount required—are going uncounted, let alone the 15 times more tests we think we really need. This is especially the case as labs like Quest Diagnostics are laying off people because testing outside of COVID-19 is down; I doubt Quest would be reducing their workforce if they were doing excessive testing.

Allison Nathan: What do you make of the fact that some states, like Georgia, have already begun to reopen?

Dr. Zeke Emanuel: It’s strange because there’s no evidence that Georgia has met any of the criteria to reopen at all—let alone businesses like tattoo parlors and salons, which are among the places already permitted to reopen. Intimate contact is difficult to avoid at these types of businesses so it will be hard not to end up with a spread situation.

Allison Nathan: Given that, is it really the right decision to defer reopening decisions to states?

Dr. Zeke Emanuel: Whether or not it's "right" is irrelevant; that's the American system, and changing it would likely require a constitutional battle. The President obviously has a lot of persuasive power, and Congress can adjust laws and provide different incentives, but this power resides with the states.

Allison Nathan: Driving the push to reopen is the massive hit to the economy. But will states just "reopening" necessarily solve our economic woes?

Dr. Zeke Emanuel: No. Many people seem to assume that the problem with the economy is a supply side one—namely, that non-essential businesses are closed. So once we reopen them, everyone will come rushing back and spend money. That may not be true. Despite the recent protests against the shutdowns, polling data shows that a large number of people are hesitant to return to work and reengage in the community because of health fears. This is consistent with data that suggests that many people reduced their mobility even before shelter-in-place and similar orders were implemented. So the evidence suggests that this may be a demand side problem, not a supply side one, which won't be solved by just opening up a restaurant or a salon. Solving it before we have effective treatments or a vaccine will instead require an effective testing regime so that people can have confidence that when they go to restaurants or other businesses, they won't get sick.

Allison Nathan: Is there anywhere in the US where you think people should feel more confident at this point?

Dr. Zeke Emanuel: I honestly haven't looked at all the data for every state, but if you look at the major places, it's clear that we've made serious advances in places like Seattle and the San Francisco area, where decision makers acted very early and concertedly to slow the spread. But even in those places where we are seeing positive signs in the disease trajectory, it's still too early at this point to feel comfortable. Very few places have met the threshold of the low absolute transmission rate that I mentioned earlier.

Allison Nathan: Once we do meet the criteria to start a phased reopening, what should reopen first?

Dr. Zeke Emanuel: Non-essential businesses like some offices, factories and restaurants, where temperatures can be taken, physical distancing can be achieved and masks can be worn are a good place to start. Reopening of schools and summer camps can also start early given that, at least so far, young people have experienced low rates of infection and only very rare cases of serious infection. That should happen on a voluntary basis, though, given the risk that children could bring the disease home to vulnerable people in the household. Denmark has recently reopened elementary schools, so we can learn from their experience. Non-essential businesses that require more intimate contact or where such contact is difficult to avoid—

ranging, as I said, from salons to sporting events—should come later in the sequencing. And at the far end of it should come a relaxation of protections around vulnerable populations, like elderly people living in senior facilities.

Allison Nathan: Once we do open up, under what conditions should policymakers re-impose mitigation measures?

Dr. Zeke Emanuel: Even a slight uptick in new cases should prompt action. It's critical for the public to understand that the number of cases you see today reflects what happened 14 or more days ago. So if you're seeing an increase today, that means the virus has already been spreading in the community for two or more weeks, and exponential increases are not far behind. For that reason, you don't want to wait for that exponential growth to show up in the numbers before re-imposing some restrictions. At the beginning of this thing, we waited until we saw exponential growth to do anything, and we were too late. That's why it's essential to monitor the situation very closely on a daily basis through a careful testing regime and to quickly employ contact tracing to keep each and every new case from spreading further.

Allison Nathan: Given that, how likely is it that we see a period of start-stop economic activity over the next 18 months, or more, until we actually get a vaccine?

Dr. Zeke Emanuel: That depends upon responses. We've learned over the last six weeks that our response matters. We can materially change the course of this illness. If we actually adhere to physical distancing guidelines, don't overcrowd restaurants and stores, diligently wear face masks and wash our hands, can we skate through a phased reopening with no resurgence? No; Singapore's experience with resurgence suggests that's unlikely. But could we have only one or two, or maybe three isolated resurgences over the next 18 months? Yes, I think that's possible if the population is adherent.

Allison Nathan: Overall, how do you weigh the health risk versus the economic risk in thinking about the right way to reopen?

Dr. Zeke Emanuel: The whole point of a phased reopening is to minimize both these risks to the extent possible; we'll never get rid of either risk until we have a vaccine. Like everyone else, it pains me to see 26 million people unemployed and food lines longer than we've ever seen before. That's outrageous, and we must do everything we can to provide sufficient support for those people during this period. But data from the 1918 pandemic and other models show that places that intervened earlier and more aggressively had faster economic growth after the pandemic. And, again, if the problem in our economy is demand driven, as the evidence suggests it is, you can reopen every business, but the economy won't come back until people feel confident that they can go out or send their kids to school at low—albeit not zero—risk. So we need to recognize that psychology and respond to it.

Interview with Dr. Mark McClellan

Dr. Mark McClellan is the Robert J. Margolis Professor of Business, Medicine, and Policy and founding Director of the Duke-Margolis Center for Health Policy at Duke University. Previously, he served as FDA Commissioner in the George W. Bush White House. Below, he argues that we will have to rely on diagnostic testing and an efficient tracing system to safely reopen.

The views stated herein are those of the interviewee and do not necessarily reflect those of Goldman Sachs.



Allison Nathan: Where do the Trump Administration's guidelines for reopening get it right, and where do they fall short?

Dr. Mark McClellan: The guidelines cover the key topics that states need to be thinking about as they contemplate reopening: the trends in cases in their region, their healthcare capacity, and

the importance of testing and tracing capacity so that when there are new outbreaks, especially in high-risk places like senior facilities, there's enough capacity in place to detect those outbreaks early. They were also right to recommend a phased reopening that takes incremental steps, or, as Dr. Deborah Birx, a key health adviser to the administration, likes to say, "moves the dimmer switch" a little bit at a time to make sure that there are no adverse effects. So the framework is generally good.

But I would emphasize that these are high level guidelines. And for states to execute successfully, there are a whole host of specifics that they need to fill in: how to get sufficient testing capacity in place and increase it if necessary; what kinds of businesses should reopen when; and what people should expect in terms of wearing face masks and other behavior that will mark a "new normal" as we reopen amid the ongoing COVID-19 threat. States are right now working quickly and intensively on all of those issues in order to turn the administration's framework into a specific implementation strategy for reopening.

Allison Nathan: We've heard the argument that seeing a sustained decline in cases is not sufficient to reopen; you actually need to see a low rate of infection. What do you make of that distinction?

Dr. Mark McClellan: Some hard-hit states, and the country in general, have done a tremendous job of flattening the curve. But we're now seeing cases in a number of states plateauing or only gradually declining, and some of those states are considering reopening. If they reopen without seeing further declines in cases, their level of cases should be low enough that their healthcare system won't be overwhelmed if there is a surge from that level in the event of an outbreak. So both declines in cases and the level of cases are important factors in determining whether states are ready to safely reopen.

Allison Nathan: Do we need more PCR testing capacity in the US before we can safely reopen, and what are the remaining hurdles for ramping up such capacity?

Dr. Mark McClellan: PCR testing detects the presence of the virus in the body, and more such testing is obviously better. In particular, further improvements in testing technology that would allow for more regular testing of asymptomatic populations would certainly help as we move into more

advanced stages of reopening. But for now, the priorities for testing include people with symptoms, close contacts of people who have tested positive and those in higher-risk settings, like healthcare workers and people in assisted living facilities. We are approaching, if not already at, the level of testing capacity that could enable that level of ongoing surveillance. And I think that the increased testing capacity required as states start to reopen—on the order of two million tests per week—is achievable in the coming weeks.

But the challenge is not just having tests available. The challenge is getting the tests along with the associated materials, such as the swabs required to administer them and the reagents required to run them, to the states and localities where they're needed. And it's not just a question of having enough tests and equipment, but also of having the systems, logistics, and situational awareness in each state and region to ensure that positive results are acted on quickly enough through contact tracing and quarantining to be effective in containing further spread. This is the current version of the challenge we faced last month in providing sufficient hospital, ventilator and personal protective equipment capacity as cases surged in hard-hit areas; we're now similarly trying to ramp up the availability of testing and contact tracing capacity locally. Different states and regions are at uneven levels in achieving sufficient capacity, but we're definitely making substantial progress.

Allison Nathan: How important will antibody testing be in terms of safely reopening?

Dr. Mark McClellan: Antibody testing will likely play a significant role in the future. It can be potentially helpful in identifying individuals who have immunity, and therefore don't need to take the same kind of precautions as others to avoid the risk of contracting or transmitting the virus. But the science is not there yet, on two dimensions. First, we're still in the process of understanding what antibody responses mean in terms of providing immunity to the virus. This is a new virus, and even in the earliest hit areas, people have only been convalescent for several months or so. So studies are just now underway to really understand what levels of antibody response can provide the confidence that someone won't contract or transmit the disease, and for how long. Hopefully, we will start to have better answers to these questions in a matter of weeks, but it takes time to see how immunity evolves.

The second problem is the reliability of the available tests. The antibodies to the COVID-19 coronavirus are in some ways similar to the antibodies to other coronaviruses. So some tests have cross-reactivity, and may suggest that someone is immune when they're really not. There may also be problems with false negatives. Many of the tests that are on the US market now were approved for emergency use to assist in support of

diagnosis and tracking of patient progress—not for determining immunity—and studies on their performance are mixed. So more testing on the reliability and accuracy of these tests is needed, which can be done with a concerted effort in a matter of weeks. I think it is important to conduct this validation to make sure we understand the science and put it to good use.

In the meantime, antibody tests can also give us an idea of how much exposure different communities around the country have had to COVID-19. Some of the early tests conducted with this goal suggest a significantly higher prevalence of COVID-19 exposure than positive PCR tests would suggest—on the order of perhaps 5 or 10 times as many cases. But I'd caution that even if exposure and immunity to COVID-19 is more widespread than originally thought, we're still talking about a small fraction—5-10%—of the population. So the data so far suggests that the vast majority of Americans are not immune to COVID-19. And that means that antibody tests, even when we do get them right, won't be a primary solution as we reopen. If we're going to reopen businesses broadly in an environment where most people are not immune, we'll have to rely heavily on PCR tests to do so safely, probably until we get a vaccine.

Allison Nathan: What more—if anything—should the federal government be doing to help states safely reopen?

Dr. Mark McClellan: The federal government could be doing more on several fronts. On antibody testing, it could do more to support the science that will help us understand what antibody results in people exposed to COVID-19 really mean for their future immunity. On PCR testing, it can continue to take steps to add to the stock of swabs and reagents that are available, and help distribute them more efficiently to areas where they are needed the most. It could also offer incentives to companies to help speed up innovation in diagnostic testing that could make such tests more convenient, such as enabling point-of-care testing, or tests that can be done by spitting into a cup instead of using a nasal swab. And it could do more to support states and localities in their efforts to contain the virus, both in terms of funding as well as guidance on best practices in areas like sharing data on test results. This could substantially help with state and local efforts to conduct contact tracing, testing and quarantining exposed individuals in a timely manner.

Allison Nathan: What should come first, middle and last in a safe, phased reopening of states?

Dr. Mark McClellan: Again, the notion of dialing up the dimmer gradually with a pause for a few weeks at each step is important to make sure that we're not getting into conditions of less-controlled spread. Initial steps might include reopening more retail businesses under conditions that look a lot like those for essential businesses today, with masks, frequent cleaning and handwashing being the new normal and establishments operating way below their full capacity to support physical distancing. Earlier steps might also include reopening daycare, preschool and school programs in some fashion because that's so important for the well-being of children and for supporting the economic recovery. But we'd want to go more slowly with activities and businesses that involve people gathering closer together, such as bars and larger social events. And we'll need extra steps for people who are at higher risk, such as older

individuals, and people with serious co-morbidity conditions. I would expect the rules and best practices for such people—and perhaps people living with them that could expose them to the virus—to look different than for others in society.

Allison Nathan: Given all of this, are any states now ready to reopen—let alone places like Georgia and Oklahoma where businesses like salons are leading the way?

Dr. Mark McClellan: I think we're getting there. The states that have begun to reopen so far have definitely done so on the early side. But reopening should depend on local conditions, with some areas far closer to meeting the necessary conditions than others. That said, it's critical that as any state starts to reopen, all businesses, and especially places like salons, take substantial steps to protect against transmission, such as wearing masks, frequent cleaning and disinfection between clients and spacing out clients in facilities. Reopening these types of businesses is important, but should be undertaken thoughtfully and in a limited, incremental fashion so that if we do see an increase in cases, we can quickly detect that and slow down, pause or maybe pull back on reopening.

Allison Nathan: What should prompt the re-imposition of lockdown measures?

Dr. Mark McClellan: Any early indications of uncontained spread should prompt a reconsideration of these measures. Even with continued restrictions, there will be outbreaks. So it will be critical to detect them early. And if we observe an uptick in cases or even an uptick in risk factors for cases that seem to reflect a weakness or flaw in our reopening process, we should quickly take at least incremental steps towards pausing or reversing course. We're going to learn a lot more in the weeks ahead, starting with the states that are reopening first. Hopefully, those will show that there are ways to reopen while containing the spread, but we're definitely not out of the woods yet. We need a very high level of vigilance in order to pull back on reopening before the pandemic gets out of control again.

Allison Nathan: On vaccines, it seems that the much-talked about 12-18-month timeframe for a COVID-19 vaccine would be unprecedented. But is there more that the FDA could and should be doing to speed this up?

Dr. Mark McClellan: Regulatory and scientific communities around the world have come together to agree on efficient and appropriate standards for the clinical development of vaccines. This development takes time because you need a strong understanding of safety, since vaccines are given to people who are otherwise healthy, and of what will provoke immunity. The bigger challenges are going to be carrying out clinical testing when the virus may not be really active in many areas of the world later this year, as well as ramping up manufacturing capacity to the necessary scale. Encouragingly, some companies have taken on significant financial risk by pre-committing to substantial manufacturing capacity in the US. Ideally, that model will be extended around the world so that if and when a vaccine is shown to be clinically effective, there will be no delay in very large scale distribution of it to people who would benefit. At every phase of a pandemic, it's all about planning for surge capacity, which always seems to limit our ability to respond. That must be a top-level issue for all countries today.

Reopening rundown

Economic reopening plans							Virus outlook				
Notes	Schools	Non-essential businesses	GS Effective Lockdown Index** (0-100)	% of pop tested	Confirmed cases (as % of pop)	Date of largest increase in cases*	Date reached 1 confirmed case per million	Country			
<ul style="list-style-type: none"> The government has instituted required use of large-scale health code app to limit contagion spread 	<ul style="list-style-type: none"> Schools have started to reopen in many provinces, with colleges and high schools doing so more quickly 	<ul style="list-style-type: none"> Lockdown ended in Wuhan on April 8 Most businesses throughout the country have resumed operations Some service sector businesses, such as movie theatres, remain shuttered Large scale public events are still discouraged 	47	-	82.8K (0.01%)	17-Feb	25-Jan	China			
<ul style="list-style-type: none"> Moved from a targeted approach to broad-based controls after a surge in cases in recent weeks 	<ul style="list-style-type: none"> All schools to adopt home-based learning through at least May 4 	<ul style="list-style-type: none"> Targeted measures appeared successful initially, but government imposed "circuit breaker" lockdown on April 7 after surge in new cases 	77	1.4-2%	14.4K (0.25%)	27-Apr	28-Jan	Singapore			
<ul style="list-style-type: none"> The northern prefecture Hokkaido recently re-imposed previously relaxed restrictions after experiencing a second wave of infections Government has mostly relied on citizens' adoption of voluntary social distancing 	<ul style="list-style-type: none"> Schools have been closed in Tokyo and other major cities since March After expansion of state of emergency, most prefectures closed state schools after mid-April 	<ul style="list-style-type: none"> No nationwide lockdown, but "state of emergency" expanded to entire country allowing governors to request businesses close Closures non-compulsory, but many prefectures have asked amusement and cultural facilities to close, as well as non-essential sections of shopping centers Tokyo requests restaurants close at 8pm and stop serving alcohol at 7pm Government expected to provide an update in early May 	48	0.1-0.2%	14.2K (0.01%)	27-Apr	23-Feb	Japan			
<ul style="list-style-type: none"> The government has instituted a rigorous contact tracing system, in which around 80% of new infections are linked to transmission source 	<ul style="list-style-type: none"> Schools have started to reopen exclusively via virtual learning Move to online learning tiered with timeline of students' return dependent on age 	<ul style="list-style-type: none"> Many non-essential businesses are open Extended extensive social distancing measures through May 6 Recommend citizens postpone all non-essential gatherings or activity 	44	1%	10.7K (0.2%)	9-Mar	20-Feb	South Korea			
<ul style="list-style-type: none"> Government is working to introduce a contact tracing app to help health officials stem the spread of the virus 	<ul style="list-style-type: none"> All schools will remain closed throughout the country until at least September 	<ul style="list-style-type: none"> Some shops have been allowed to reopen, such as book and stationary stores "Phase Two" reopening scheduled for May 4, including factory restarts, construction activity and partial easing of social distancing measures Bars and restaurants not expected to reopen for dine-in service until June 1 	88	2-3%	199K (0.3%)	30-Mar	22-Feb	Italy			
<ul style="list-style-type: none"> Robust testing regime has led to testing of more than 13% of the population and isolation of asymptomatic carriers 	<ul style="list-style-type: none"> Primary schools have remained open Universities/secondary schools to reopen with limitations May 4 	<ul style="list-style-type: none"> Larger gatherings limited to 50 people, instead of previous 20 person limit, and service providers such as salons and dentists allowed to reopen as of May 4 No formal closure of offices, bars, restaurants and shops 	-	13.5%	1.8K (0.5%)	6-Apr	28-Feb	Iceland			
<ul style="list-style-type: none"> Wearing masks will be mandatory in certain settings Government expects 700,000 tests to be carried out per week by May 11 	<ul style="list-style-type: none"> Gradual reopening from May 11, with primary schools first Universities closed until September 	<ul style="list-style-type: none"> National lockdown extended until May 11 Current plan calls for a very gradual reopening of factories and shops after May 11 Cafes, restaurants, bars, cinemas, and theatre to remain closed with a decision on reopening expected by end-May/early June 	78	0.9%	166K (0.25%)	14-Apr	29-Feb	France			
							A S I A				
							E U R O P E				

Virus outlook							Economic reopening plans			
Country	Date reached 1 confirmed case per million	Date of largest increase in cases*	Confirmed cases (as % of pop)	% of pop tested	GS Effective Lockdown Index** (0-100)	Non-essential businesses	Schools	Notes		
E U R O P E										
Sweden	29-Feb	27-Apr	18.9K (0.2%)	0.9%	43	<ul style="list-style-type: none"> Government has imposed ban on public gatherings of more than 50 people No formal closure of offices, bars, restaurants and shops Large scale public events are still discouraged 	<ul style="list-style-type: none"> Schools for children up to 16 remain open High schools and universities closed 	<ul style="list-style-type: none"> Mostly relying on guidelines for citizens to limit public travel and adopt social distancing measures 		
Germany	1-Mar	6-Apr	158K (0.2%)	2.5%	59	<ul style="list-style-type: none"> Small steps to reopen shops and small businesses starting April 20 Bars, cafes, restaurants, cinemas and concert venues remain closed Unlike other countries in Europe, Germany never closed its factories, though some factories have shut down voluntarily 	<ul style="list-style-type: none"> Schools scheduled to reopen gradually starting May 4 	<ul style="list-style-type: none"> Masks required on public transit and in most shops National leaders set to meet May 6 to reassess lockdown measures 		
Spain	1-Mar	6-Apr	229K (0.5%)	2%	84	<ul style="list-style-type: none"> Four-phase relaxation of lockdown measures to begin May 4 with small shops allowed to reopen for appointments, with varying implementation across provinces Bars and restaurants allowed to reopen May 11 at 1/3 capacity Final phase of reopening expected to happen at the end of June at the earliest 	<ul style="list-style-type: none"> Nationwide school closures to continue until September, apart from exceptional cases 	<ul style="list-style-type: none"> Movement within provinces set to ease in phase 2 starting May 11, but restrictions on travel between provinces to remain in place 		
Austria	29-Feb	31-Mar	15.2K (0.2%)	2.5%	69	<ul style="list-style-type: none"> Small stores have reopened, with limits to capacity All other stores are set to reopen on May 2 Restaurants, hotels, and churches expected to reopen May 15 Large gatherings prohibited until end-June 	<ul style="list-style-type: none"> Students in their final year set to return to classes on May 4 All other schools scheduled to reopen starting May 18 	<ul style="list-style-type: none"> National curfew extended through end-April, with restrictions loosened every two to three weeks based on available data 		
Denmark	3-Mar	7-Apr	8.6K (0.15%)	2.5%	64	<ul style="list-style-type: none"> Some businesses, including barber shops and salons, allowed to reopen as of April 20 Shopping centers, sports clubs, libraries and churches to open May 10 at the earliest Bars, restaurants, cafes and barbershops will remain closed Large public events prohibited until Sept 	<ul style="list-style-type: none"> First country in Europe to reopen primary schools on April 15 Schools for 6th grade and up expected to reopen May 10 at the earliest 	<ul style="list-style-type: none"> Government has suggested any uptick in the number of cases could be followed by the re-imposition of restrictions 		
US	7-Mar	13-Apr	987K (0.3%)	1.5%	57	<ul style="list-style-type: none"> Federal government recommends gradual, phased approach for states Most states including New York, Texas, Florida and California have extended lockdown measures into May or not yet set a timeline for reopening Some states, including Georgia, Colorado, Alaska, and Oklahoma, among others, have reopened or begun to reopen businesses 	<ul style="list-style-type: none"> All states have closed schools at least temporarily, with 43 ordering or recommending they remain shuttered for the remainder of the school year 	<ul style="list-style-type: none"> Extent of current testing regimes varies by state, with cumulative tests covering about 4% of the population in NY, around 1.5% in FL and CA and 1% in TX 		
A M E R I C A S										
Brazil	17-Mar	27-Apr	67.4K (0.03%)	-	56	<ul style="list-style-type: none"> Due to recommendations from the federal government, some governors are easing the lockdown and allowing areas to reopen Most states retain restrictions on stores, public events and public transportation Sao Paulo plans gradual reopening starting May 10 	<ul style="list-style-type: none"> No federal policy on school closure, but schools across all 27 states are registered as closed due to policies implemented by local governments 	<ul style="list-style-type: none"> No tools yet developed for contact tracing 		
Mexico	20-Mar	26-Apr	15.5K (0.01%)	0.05%	75	<ul style="list-style-type: none"> All non-essential businesses and activities suspended until at least April 30 	<ul style="list-style-type: none"> All schools closed until at least May 17 More affected regions only to return on June 1 	<ul style="list-style-type: none"> Very limited testing so far – 60k tests conducted (~0.05% of the population) as of April 26 		

Note: all virus data as of April 27, 2020; *date of largest increase based on 7-day centred moving average of confirmed cases; ** the GS effective lockdown index combines in equal weight a "virus policy" measure based on the stringency of jurisdictions' respective lockdowns and a "policy effect" measure based on mobility data as detailed in Asia Economics Analyst: Lockdown Lexicon, April 20, 2020; for testing figures, there are substantial differences across countries in terms of the units, whether or not all labs are included, the extent to which negative and pending tests are included and other aspects.

Source: JHU CSSE, Our World in Data, various national governments and health agencies, various news sources, University of Oxford (covidtracker.bsg.ox.ac.uk), Goldman Sachs GIR.

China's roadmap: What is/isn't applicable

Hui Shan argues that China's roadmap suggests reasons to be both optimistic and cautious about global economic reopening

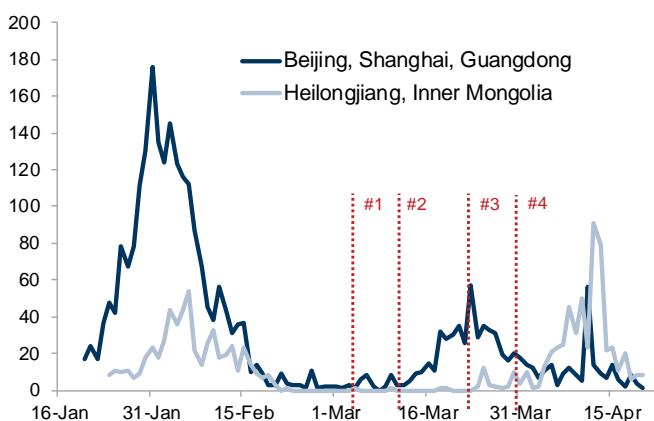
In late January, mainland China shut down its economy in an effort to slow the spread of COVID-19, almost two months before other major economies. The social distancing and activity control measures China implemented to contain the virus were similar to those that have since been imposed in other countries. With most businesses and factories in mainland China now reopened, even if not at full capacity, its experience provides a valuable roadmap for what the recovery may look like when such measures are lifted elsewhere. However, because of fundamental differences in institutional structure and cultural norms, while some of the features of China's reopening are applicable elsewhere, others may not be.

What's applicable

Feature #1: A real risk of a second wave: Newly confirmed cases of coronavirus in mainland China peaked in the first half of February, approximately two weeks after activity shutdowns, and new case growth fell to near zero for multiple consecutive days in early March. But this hasn't meant that social distancing measures can be lifted altogether, especially given the risk of resurgence as the virus continues to spread rapidly around the world. Indeed, China's recent experience is a testament to that fact. Despite the relaxation of national control measures, Beijing, Shanghai and Guangzhou, which are destination cities for direct international flights, had to add further flight restrictions after they saw imported cases rise in late March.

Some restrictions re-imposed due to imported cases

New confirmed cases per day, number of cases



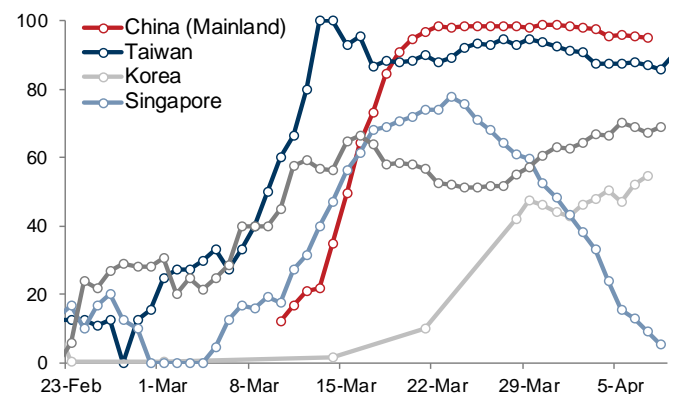
Note: #1: Mar. 7, More than 20 provinces downgraded their alert levels and eased travel and transportation restrictions
 #2: Mar. 16, Ministry of Culture and Tourism reports 30% of tourism destinations nationwide have resumed operation
 #3: Mar. 26, International flights reduced to one flight per country per week for each airline; Mar. 27, all cinemas ordered to close after previously being allowed to reopen
 #4: Apr. 3, Heilongjiang province starts testing all incoming travelers
 Source: CEIC, Goldman Sachs Global Investment Research.

By the week of March 29-April 4, international flights had fallen to 1.2% of the pre-outbreak level, according to the Ministry of Transportation. More recently, after the number of imported cases increased sharply in Heilongjiang province that borders Russia, the province started to test all incoming travelers, and

two major cities in the province subsequently decided to postpone the planned reopening of schools. Overall, China's experience suggests that the risk of a potential second infection wave is real even for countries that have made progress in slowing viral spread, and local controls may persist, or even strengthen, after national controls are removed.

Imported cases main focus in mainland China and Taiwan

Share of imported cases in new confirmed cases, 7-day average



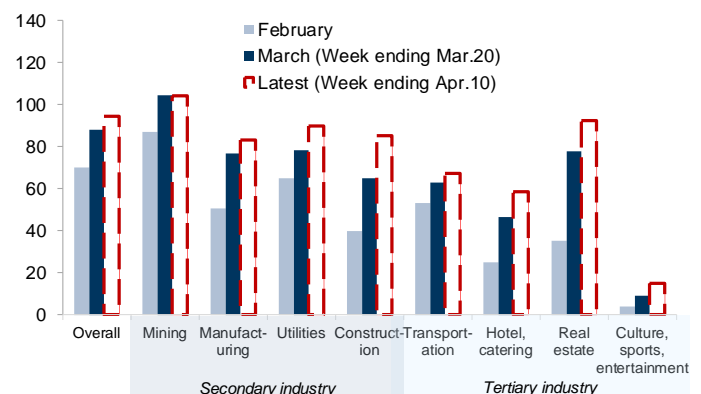
Source: CEIC, NHC, MHLW, KCDC, MOH Singapore, DOH Hong Kong, GS GIR.

Feature #2: An uneven economic recovery: Social distancing and activity control measures to combat COVID-19 have significantly impacted economic growth according to our [high-frequency trackers](#) and [official statistics](#), with Q1 GDP falling by 6.8% yoy, the first negative year-over-year growth in decades. In late February, about 10 days after the number of new cases peaked in China, the government [called](#) for a "differentiated" approach to restarting the economy: in places where the virus situation remained pressing, the focus would remain on virus control measures; in low-risk areas, by contrast, local governments would shift their attention to economic recovery.

Our estimates using [our equity analysts' data](#) suggest that overall activity in China improved sharply from -30% yoy in February to -12% yoy in March. But the recovery has been uneven across sectors of the economy. Construction activity, for example, climbed from 40% below last year's level in February to 85% by the second week of April. Cultural, sports and entertainment industries, however, remain at only 15% their 2019 levels.

An uneven recovery across industries

Chinese activity recovery, percent of 2019 level



Source: Goldman Sachs Global Investment Research.

Official statistics paint a similarly uneven picture: industrial production was down only 1.1% yoy in March, but retail sales were still 15.8% below year-ago levels. While this shouldn't come as a surprise, it does provide an important insight—it is easier to turn a machine back on than to convince people to go to restaurants and theaters during a global pandemic.

Feature #3: New/accelerating trends emerging from the changed world: While it is still early to draw firm conclusions at this stage, a few features of the recovery process in China are worth highlighting.

- *First, moving online.* While the shift from brick-and-mortar malls to online shops was already ongoing before the viral outbreak, COVID-19 and the ensuing social distancing measures have accelerated this trend. Official statistics show that online retail sales of goods increased 11% yoy in March, in stark contrast to the 13% decline for offline sales.
- *Second, high-end outperforming.* The negative economic impacts of COVID-19 have likely fallen disproportionately on the lower-income population, as the hardest hit service industries also tend to have more lower-wage jobs. For high-income households, social distancing reduces expenditure without hurting income much, which raises their savings and purchasing power. In the automobile market, for example, sales of high-end brands led the recovery in March while the mass market lagged, according to our auto analysts.
- *Third, industry consolidation:* The pressure on corporate cash flow has been more intense on leveraged companies and small companies during the coronacrisis. By comparison, large enterprises that are not liquidity-constrained should be better positioned to weather the downturn. Our property analysts have pointed out a trend toward industry consolidation in their coverage space, and it may be happening in other industries too.
- *Fourth, temporary release of pent-up demand.* A popular local tourist site that opened for free during the Qing Ming festival in early April attracted many visitors, and there have been anecdotes of consumers waiting in line outside of certain recently reopened restaurants. While the severe economic downturn caused by the outbreak suggests such pent-up demand is unlikely to be widespread and sustainable, it is certainly possible to see it temporarily in select industries after shutdown policies are removed.

What's not applicable

Feature #4: Extensive use of surveillance technology and big data in controlling the virus: While China's experience in containing the virus has been encouraging, it is worth noting that some of the tools at policymakers' disposal may not be available in other countries. For example, citizens are required to show a health clearance code on their phones to access public transportation and facilities. People with a green code can move freely, those with a yellow code are quarantined for 7 days before being granted a green code, and a red code requires a quarantine for 14 days. Surveillance technology and big data allow the Chinese government to monitor individual movements and employ broad-based contact tracing, which

has helped contain the virus, but may not be available or accepted elsewhere.

"Health code" used in the city of Hangzhou



Source: City of Hangzhou.

Feature #5: Centralized government pressure/support for restarting: Although Chinese industrial activity recovered fairly quickly once restarts began, other countries might experience a slower process. We note the top-down nature of the Chinese economy and the fact that the government pushed hard for the resumption of work in March, especially in the industrial sector, contributed to the speed of the recovery.

Local governments, for example, helped to coordinate the restart of upstream and downstream companies in the same sector to avoid reopening factories without sufficient input materials from suppliers or orders from downstream customers. To speed up the return of migrant workers without increasing the risk of spreading the virus, the Ministry of Human Resources and Social Security launched a program to help these workers transit the country and migrant workers can submit forms expressing their need to travel via mobile phone.

Reasons for both hope and caution

China's roadmap suggests reasons to be both optimistic and cautious about economic reopening elsewhere in coming weeks and months. While China has certainly shown progress in restarting parts of its economy, the recovery has been uneven across sectors and involved setbacks requiring the re-imposition of previously relaxed control measures. At the same time, some of the key features of China's reopening success are unlikely to be applicable in other parts of the world, including Western Europe and the US.

Hui Shan, Senior China Economist

Email: hui.shan@gs.com
Tel: +852 2978-6634

Goldman Sachs (Asia) LLC

Interview with Dr. Barry Bloom

Dr. Barry Bloom is the Joan L. and Julius H. Jacobson Research Professor of Public Health at the Harvard T.H. Chan School of Public Health. Below, he argues that testing is the key to knowing where we are in the COVID-19 pandemic and determining how to reopen economies safely.

The views stated herein are those of the interviewee and do not necessarily reflect those of Goldman Sachs.



Allison Nathan: Is there enough evidence to conclude that social distancing measures are flattening the epidemic curve and mitigating the spread of the virus?

Dr. Barry Bloom: You know social distancing is having an impact when there are fewer people going to hospitals. That doesn't tell you that

fewer people are being infected, but it does say that we are spreading out the infections, which should help protect the hospital system from becoming overrun. That's why flattening the epidemic curve is so important. And we are indeed seeing some signs that the pace of hospitalizations is slowing in some hot spots like New York, which is good news.

But without further interventions, just using social distancing to spread out infections leaves you with more people susceptible to getting the disease in the future. In other words, social distancing not only slows the pace of infections, but also the development of immunity. That said, in places with lots of testing, such as mainland China, Korea and Hong Kong, the data suggest that the imposition of social distancing measures did change the course of the epidemic. But it's hard to know if that is the case in the US given the more limited testing so far.

Allison Nathan: Given this limited amount of testing, is it possible to tell where the US is in this pandemic, which seems key to making informed decisions on reopening?

Dr. Barry Bloom: No. Although testing in the US has ramped up substantially over the past month, right now it is almost entirely restricted to testing for the presence of the virus—so-called PCR testing—in people who are sick. But if you really want to know where the epidemic is—and feel confident that you are on top of controlling it—you have to look for virus spread within the community, among people who don't seem sick but could be asymptomatic spreaders of the disease. Some people like Nobel Laureate Paul Romer have therefore suggested that the answer is to test everybody for the virus, which would require something like 30 million tests per week. But, these tests are non-trivial to conduct and analyze, and so no one that I know believes that is a realistic strategy.

That said, there are other ways to get a sense of community spread, such as conducting random testing of a sample of the community, which is already happening in other countries, and to a very limited extent in parts of the US. You don't have to do 30 million tests a day to have a sample that tells you if 1% or 30% of a population is infected. Alternatively, instead of testing for the presence of the virus, you can test for the presence of antibodies, which would indicate whether or not an individual has had the infection in the past and may be immune. That serological testing is just beginning to come online, but should

be easier to conduct, and, if scientifically validated, could perhaps even be self-conducted at home before long.

The key point is that we must do a lot better on testing people in the community who are not symptomatic as we contemplate reopening so we have a better sense of how vulnerable the population still is to infection, a better chance of containing the spread from asymptomatic carriers, and a greater ability to determine, if it is shown that antibodies are protective, who is safer to send back into the community. I return to my favorite refrain: the key is testing, testing, testing.

Allison Nathan: What else would you need to see before you believe it's safe to start opening up economies again?

Dr. Barry Bloom: Ideally, reopening would not begin until two to four weeks after the expected number of cases directly generated by a single case in a susceptible population becomes less than one. That means that the number of new cases is not only slowing, but is actually declining so that the epidemic is on track to fade out in that area. We've got to know that the curve is on the way down because if it's just flat, it could pop up again in a second. Second, hospitals must have adequate capability to care for all acutely ill patients in the event that we see possible flare-ups. If the cases are declining and the rate of transmission is pointing to less than one, I don't think that will be a difficult condition to meet.

Allison Nathan: How crucial is contact tracing, and how far away is the US from having a robust system in place?

Dr. Barry Bloom: The US does not have the proper contact tracing infrastructure in place at this point, but innovations are being tested. For example, the state of Massachusetts is right now experimenting with large-scale contact tracing, which entails an army of 1,000 people calling 20, 30, 40 people a day who have been in contact with a person recently identified as COVID-19 positive, informing them of their health risk, and advising them to self-quarantine. Alternatively, Apple and Google have announced their intention to develop automated contact tracing using cell phone numbers similar to what has been effectively employed in parts of Asia but ideally in a less intrusive, more anonymized way. We don't know if any of these experiments will succeed, but it's crucial we try them because we must be able to quickly pounce on flare-ups if we have any hope of avoiding a second wave.

Allison Nathan: You said that the ability to test for antibodies would be useful. But does the presence of antibodies guarantee immunity?

Dr. Barry Bloom: At this point, it's absolutely unclear whether having antibodies to this virus protects against reinfection, and, if it does, for how long. The antibodies to common cold coronaviruses are very short-lived, typically not lasting for more than a year or so. Measles antibodies provide protection for life.

SARS antibodies seem to be somewhere in between. We won't know where COVID-19 antibodies fall on this spectrum until good serological tests in studies on people who have recovered are completed, which I hope will be sometime by the end of the summer. But my experience from a lifetime working in immunology leads to me to expect that most people who recover and have antibodies to the right target antigen would have at least a couple of years of protection. And that would be enormously valuable.

Allison Nathan: What is herd immunity and how likely is it to play a role in ending this pandemic?

Dr. Barry Bloom: Herd immunity is simply the point when enough people within a population are immune to a disease that there is broad resistance to its continued spread. But I prefer the term community protection, for two reasons. The main reason is that herd immunity doesn't mean that people who haven't been infected are immune; instead, immunity of others protects people who are susceptible. The calculations are that about 60-70% of the population would have to have protective antibodies to make it unlikely that if someone susceptible went into a room, they would be infected, because the chances that other people in that room are infected would be so low. And the second reason I don't like the term is I think referring to people like cattle is demeaning.

As we have discussed, without much greater testing of the population as a whole, we have no way of knowing how close we are to achieving community protection. What we do know is that limited testing in Europe has found antibodies present in a relatively low percentage of the population—on the order of 8-10%. In a just-completed study in hard-hit New York state, the percent of positives was modestly higher, at 14%. But that still means that an awful lot of susceptible people could be exposed as the community reopens.

Allison Nathan: So how likely is a second wave in the fall, especially as we start to reopen in coming weeks?

Dr. Barry Bloom: The likelihood that the population we release into the community will be highly susceptible, and that people will be mobile—coming and going from other places—suggests that outbreaks will be likely. The 1918 influenza, which is still the best model for this epidemic in my view, came in three waves, with the second peak in the fall being the worst one. Our epidemiological modelers at the Harvard School of Public Health believe that in the absence of herd immunity in the population, as you ease social distancing, you'll get a bounce back, as has occurred in Singapore and Hong Kong. And this would require re-imposing some restrictions. We have to be prepared for this virus to return in the fall.

Allison Nathan: How far away from a vaccine are we, and why does getting a vaccine take so long?

Dr. Barry Bloom: Testing candidate vaccines is likely to require at least 18 months or more for many reasons. First, vaccine developers must identify antibodies that react to proteins particular to this coronavirus and not to the coronaviruses that cause common colds or SARS or MERS. Second, they need to understand which of the antibodies that react to this coronavirus are actually protective, as not all will be. Third, vaccines must be thoroughly tested for safety; the difference

between drugs and vaccines is that drugs are given to sick people while vaccines are given to healthy ones, so we must be as sure as humanly possible that they are safe. And this is especially tricky for coronaviruses because data for similar viruses suggest that if you produce antibodies that do not neutralize the virus, they could actually enhance the infection, which is any drug company's worst nightmare. Finally, once companies develop the vaccine and test it for safety and efficacy, they have to build the capacity to produce billions of doses a year, and it will take time to approach this global scale.

All that said, whatever timeline we end up seeing for these vaccines will be faster than anyone could possibly have conceived until recently given that companies are now using revolutionary "platforms" in the development of vaccines. These platforms can substitute almost instantly the protein from this virus into an existing vaccine, or just the genetic codes of that protein, into a lipid particle that can effectively deliver it into people. This would be vastly more efficient than the prior process that painstakingly developed an individual vaccine for a single virus. So I'm confident that we will see COVID-19 vaccines in record-short time, even if we wish it were sooner.

Allison Nathan: How concerned are you that the disease will mutate, making any vaccine eventually ineffective?

Dr. Barry Bloom: We can expect any virus to mutate, but I am not concerned that such mutation will render a vaccine ineffective. This particular virus binds to one receptor in people's lung epithelial cells, so the goal of most vaccines is to produce antibodies that will instead bind to the virus or receptor, so that the virus can't infect. And if the virus then mutates its binding domain to elude the antibody, it will lose the ability to get into a cell effectively, or at all. I'm therefore hopeful that mutation won't initially be the major problem here.

Allison Nathan: What's the likelihood that we get an effective treatment of the disease before we get a vaccine?

Dr. Barry Bloom: I'm optimistic that we will have relatively effective therapeutic interventions sooner than vaccines. The FDA website lists 440 clinical trials either planned or underway for COVID-19, which is astonishing since for many diseases there are fewer than a dozen. These interventions fall into two major categories—ones that target the virus and ones that target the immune response—the so-called cytokine storm—that appears to be what ultimately kills people.

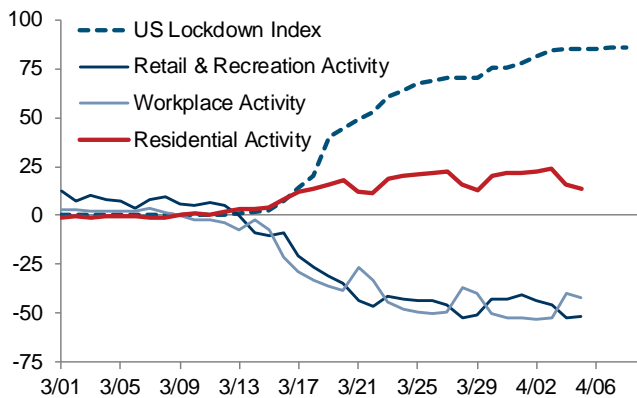
On the former, two existing drugs have shown particular promise in preliminary COVID-19 studies—remdesivir and favipiravir, but we won't know their true effectiveness until results of randomized trials are in, which will happen as early as May. Many other drugs and novel therapeutic interventions also look promising like the use of plasma from recovered donors and monoclonal antibodies that neutralize the virus. In the second approach, several drugs are now being tested to address the overactive immune response to the virus and the ultimate organ failure that it can produce. I think progress is likely to be made in relatively short order in this area as well. So, I'm pretty hopeful that at least some useful treatments will be developed this year—and potentially as early as this fall.

Reopening the US economy

David Choi and David Mericle discuss what US reopening might look like, and implications for the pace of the US economic recovery

The US is now largely in lockdown mode and social distancing has increased nationwide. Our [US Lockdown Index](#)—a measure of the GDP-weighted share of the country that has shut down schools, closed non-essential businesses, and issued stay-at-home orders—has now reached 86%, and virus fears and lockdown orders have led to much greater social distancing, with roughly 50% declines in the share of time spent at workplaces and retail stores and a 25% increase in time spent at home. But with the daily number of new confirmed virus cases plateauing, discussion is turning to the plan for reopening.

Most of US is in lockdown and social distancing has risen
Statewide activity declines vs. pre-COVID, GDP-weighted, % change



Source: National Governors Association, IMHE, Google, Goldman Sachs GIR.

What will reopening look like?

Several countries have already started the process of gradually reopening their economies from virus lockdowns or have announced plans to start soon, and such plans provide a glimpse of what reopening might look like in the US. They offer three key lessons for the US. First, initial reopening timelines often prove too optimistic, with most changes to initial plans so far instead moving toward more stringent restrictions and longer lockdowns. Second, reopening plans should be gradual and conservative. Third, recovery is quicker in manufacturing than in consumer services.

Indeed, absent a vaccine, scalable treatment breakthrough, or development of herd immunity—all of which are unlikely in the near term—reopening in the US will also have to remain gradual to avoid a second wave of virus spread. Given the tight balancing act between reopening and controlling the virus spread, we see a few prerequisites for reopening: further declines in confirmed new infections, some excess capacity in hospital systems, greater ability to test large numbers of people quickly, and the ability to trace and quarantine those who have come into contact with infected people in order to control future outbreaks. These goals look generally achievable in the US in coming months, although substantial uncertainty remains given that at least some if not all of them are not being

met across most of the US today. We expect that the speed of reopening will vary across the country depending on local conditions as well as different perspectives on the tradeoff of health versus economic risks between states.

But while state and local governments may pursue reopening at different speeds, it is important to emphasize that most of the increase in social distancing in the US has been a voluntary reaction to virus fears, not a response to government lockdown orders, and the public will have to be persuaded that any plan for partial reopening is safe.¹

With this in mind, we see two possible approaches to the order of reopening. An optimal approach might start with activities whose reopening offers maximum economic benefit for a given “cost” of virus risk, with total permitted activity constrained to a level that keeps virus spread under control. For example, economic activity that can be conducted nearly as well from home and therefore doesn’t generate much “cost” in exchange for less health risk would come later in the reopening order. However, measuring this might be difficult in practice, as would actually implementing it given that the private economy would not necessarily arrive at that approach on its own because of incomplete information about virus risk and a failure of businesses and individuals to account for the virus transmission externalities of their own activities.

Reopening might instead proceed from the safest activities to the most dangerous, as people initially limit their out-of-home activities to those with the least risk of infection. Absent strong government intervention, the actual path of reopening is likely to fall somewhere in between these two approaches. And, as reopening begins, we see many possible adjustments to office and factory work arrangements, commercial activity, and social life can help to reduce the risk of virus spread.

Reopening will require changes to commercial and social life

Prerequisites for reopening	<ul style="list-style-type: none"> Slower pace of new cases/hospitals not overstretched Ability to test large numbers quickly Ability to trace and quarantine infected people
Adjustments to permit gradual reopening	<ul style="list-style-type: none"> Wider use of masks Frequent handwashing, disinfecting, deep cleaning Contact tracing/quarantining following breakouts Restore lockdowns if cases rebound too quickly Encourage those older/at-risk to limit time in public International and/or domestic travel restrictions Increase to-go offerings and cashless transactions Bring back workers who are immune Maintain distancing measures/gathering limitations Limit allowable capacity in public spaces Stagger employee shifts and lunchtimes Surveillance systems and temperature checks Use tech/data to identify areas of concern State-by-state, starting in areas with less cases
Ways to accelerate reopening	<ul style="list-style-type: none"> Therapeutic or preventative treatments Vaccine/antibody testing Favorable seasonal effects Wider immunity than previously thought

Source: Goldman Sachs Global Investment Research.

¹ See Blake Taylor, “Measuring Lockdown: State Orders, Economic Activity, and Social Distancing Across the US,” *US Economics Analyst*, 12 Apr 2020.

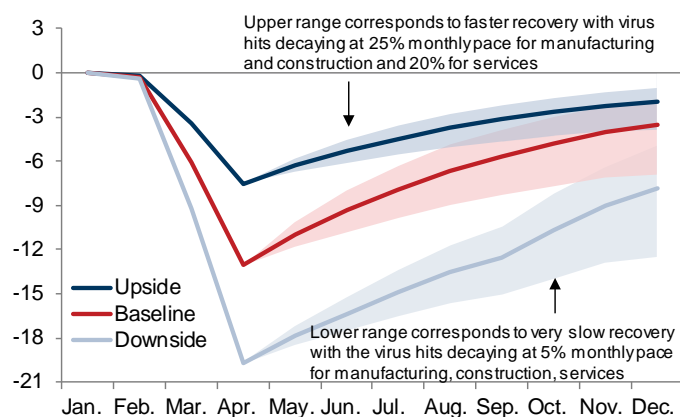
Adjustments such as the use of masks, hand-washing, more frequent deep cleaning, routine health checks, maintaining physical distancing, and limitations on gatherings might apply to most areas of public life. Reduced density could be achieved through staggered shifts at work sites or lower capacity limits on public transit or at restaurants and other commercial and cultural locations. Life might reopen to a different degree for different groups, with those who are immune returning first, while those most at risk continue to limit social interactions until a vaccine is available.

The economic recovery: A scenario analysis

As states and localities begin to reopen in the coming weeks and months, we strongly expect the economy to begin to recover from the current bottom in activity. While longer-lasting economic damage that delays the recovery is possible, so far the news has been mostly reassuring. On the labor market side, [most layoffs have been temporary](#), meaning that most employer-employee relationships remain intact. On the business side, there has been [no major uptick in bankruptcies](#) so far. Admittedly, it is still very early to know how both concerns will evolve in coming months.

The quarterly growth path largely depends on three key factors: the depth of the peak decline, the length of lockdown, and the speed of recovery during the reopening process. We [estimate](#) a 25% peak hit in April to manufacturing, a 30% hit to construction, a 60% hit to brokerage fees and home improvements, and a 14% hit to [consumer services](#). We assume that the recovery starts in May and June and thereafter proceeds at a gradual pace, with the manufacturing and construction drag fading by 15% each month, and the drag from services activity fading by 12.5% each month.

We see both upside and downside risks to our baseline path
Coronavirus hit to the level of US real GDP, %



Note: This is relative to a counterfactual of 1.75% potential growth; solid lines show an upside scenario (7% peak growth hit), our baseline (13% peak growth hit), and downside scenario (20% peak growth hit, 6 month lockdown) under our baseline speed of recovery.

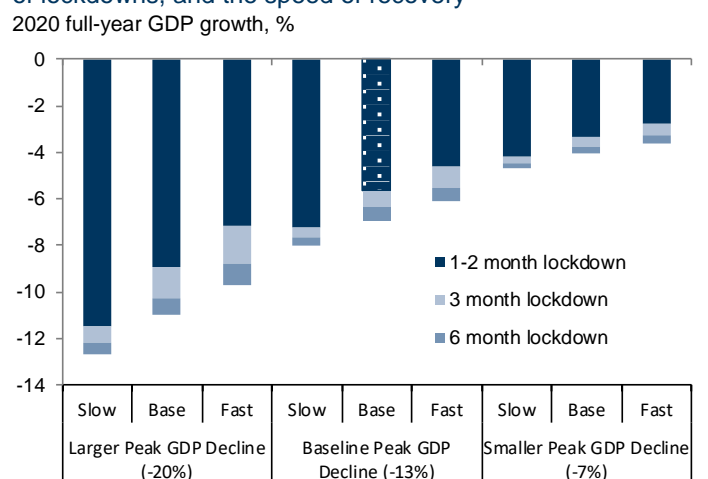
Scenario	2020 QoQ AR				2020 YoY				2020 Full-year
	Q1	Q2	Q3	Q4	Q1	Q2	Q3	Q4	
Deep hit, 6 mo lockdown	-7	-53	20	20	-0.3	-18.0	-14.6	-11.1	-11.0
Baseline peak hit	-8	-34	19	12	-0.6	-10.9	-7.4	-5.2	-6.0
Small hit	-7	-20	11	7	-0.3	-6.1	-4.1	-3.0	-3.4

Note: Chart is implied quarterly growth rates, assuming baseline recovery speed. Source: Goldman Sachs Global Investment Research.

Our baseline forecast for GDP growth puts the quarterly annualized pace at -8% in Q1, -34% in Q2, +19% in Q3, and +12% in Q4. This implies 2020 growth of -6.0% on an annual average basis and -5.2% on a Q4/Q4 basis. In addition to our baseline scenario, we also consider several upside and downside scenarios. An upside scenario could involve greater progress on treatment, much slower viral spread in warmer weather, or more effective adaptation that makes social distancing measures less economically costly. A widely available vaccine would likely lead to an even sharper recovery of economic activity, but appears unlikely in the near future. A downside scenario could involve a slower decline in the number of new infections, longer lockdowns, a second wave of infections that results in an oscillation between easing and tightening restrictions, larger second-round income effects, and more persistent avoidance of face-to-face interactions. Specifically, we consider an upside case with a 7% peak hit to activity (vs. 13% in our baseline) and a downside case with both a 20% peak hit to activity and a lockdown that lasts for 6 months.

In an even broader range of scenarios that vary the peak hit to growth, length of lockdown and speed of recovery, the worst case scenario would result in a double-digit hit to 2020 growth. But perhaps even more striking, the most optimistic scenario that would see a relatively small peak hit to activity, a 1-2-month lockdown, and a faster recovery would suggest 2020 growth of -3.3%, which would still be the lowest full-year pace since 1946. While we see both upside and downside risks to our baseline path, risks to our 2020 growth forecasts are skewed to the downside.

2020 growth largely depends on the peak decline, the length of lockdowns, and the speed of recovery



Note: Slow, base, and fast correspond to the expected speed of economic recovery; shaded bar represents our 2020 full-year growth forecast assuming a baseline peak decline in GDP, a baseline speed of recovery, and a 1-2-month full lockdown. Source: Goldman Sachs Global Investment Research.

David Choi, Senior US Economist

Email: david.choi@gs.com
Tel: +1 212-357-6224

Goldman Sachs and Co. LLC

David Mericle, Chief US Economist

Email: david.mericle@gs.com
Tel: +1 212 357-2619

Goldman Sachs and Co. LLC

Testing: a vital part of the story

Michael Cahill argues that confirmed case counts only tell half the story; testing practices are key to getting the whole picture

Many investors are keenly focused on metrics, such as the daily percentage change in confirmed cases, to gauge how the outbreak is progressing. But this really only tells half of the story. Without knowing more about the “denominator” of the equation—the number of tests being conducted, and on whom—it is hard to get a sense of the real trend of the virus. And the denominator itself faces its own set of challenges that further muddy the picture.

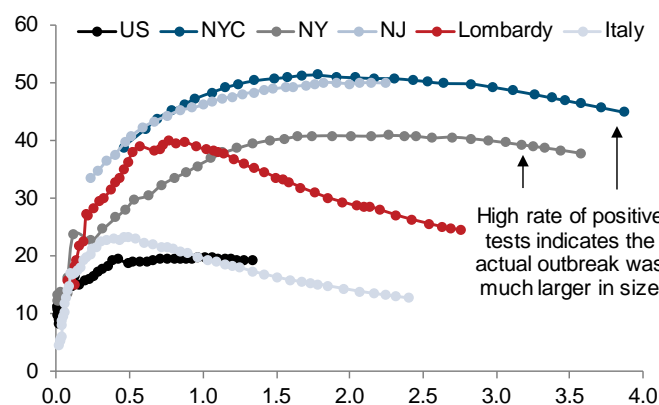
The fog of data

The New York City area and the Lombardy region in Italy—which are among the hardest hit regions—offer a clear example of how growth in the confirmed case count can be misleading. For two weeks straight at the end of March and beginning of April, the number of tests conducted in the City was fairly constant—with a little over 8k tests per day on average—and between 50 and 60% of them came back positive. By definition, this produced a steady increase in the number of confirmed cases.

But the high positivity rate—a function of the fact that only the “sickest of the sick” people were being tested—was a clear signal that the actual outbreak was much larger in size. At the same time, the constant pace of testing suggested that the availability of testing itself was a constraint. A similar pattern occurred in Lombardy, which averaged close to a 50% hit rate over a 10-day stretch in mid-March. So in both regions, the small variations in daily cases were mostly just a function of the number of tests completed, not a change in overall conditions.

Growth in confirmed case counts can be misleading

% of population tested (x-axis); % of tests with positive result (y-axis)



Source: National Health Ministries, US State Health Dept., Goldman Sachs GIR.

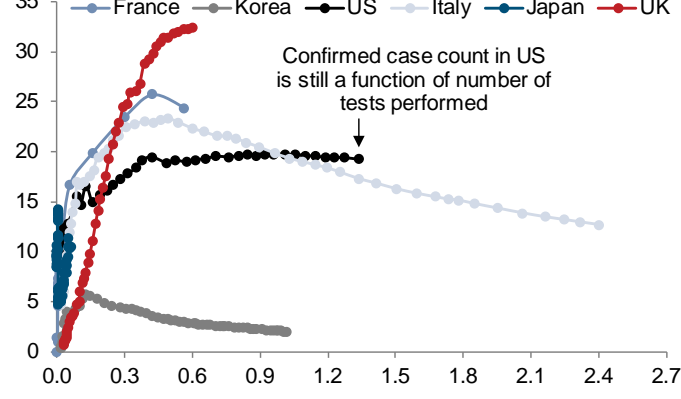
Cross-country comparisons and capacity constraints

Differences in testing regimes also complicate cross-country (and state) comparisons. For example, at its peak in early March, South Korea confirmed about 5.5k cases over a ten-day period—but they ran over 125k tests. By comparison, the UK (which has a bigger population) has only recently matched that pace of testing, with over 50k confirmed cases during that time. And in the US, testing started off slowly before picking up, but then plateaued to around 150k people tested per day

for much of April by our count, with the positive hit rate of those tests remarkably stable around 20%. So it appears that the number of cases confirmed in the US each day is still somewhat a function of the number of tests performed.

Differences in testing complicate cross-country comparisons

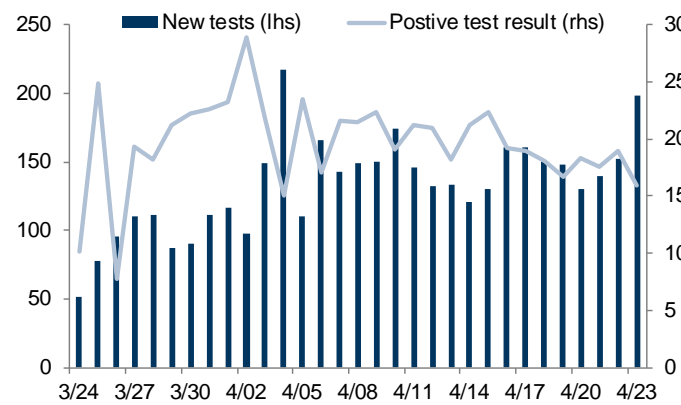
% of population tested (x-axis); % of tests with positive result (y-axis)



Source: National Health Ministries, US State Health Dept., Goldman Sachs GIR.

US testing plateaus while positive hit rate has stabilized

thousands of tests (lhs); % of tests with positive result (rhs)



Source: State Health Departments, Goldman Sachs Global Investment Research.

From beginning to end

Public health officials have stressed the importance of testing through each stage of the “curve.” In the beginning, it is instrumental for proper containment. In the middle, it is necessary to assess the true scope of the issue. US and WHO officials have said that jurisdictions should aim for about a 9-10% positivity rate on all tests to ensure they have a good sense of the scale. And afterwards, a well-tested population can establish a benchmark for antibody testing with fewer false positives. In the meantime, market participants should keep an eye on the “denominator” to get a better sense of the real trends as well as to understand its own limitations.

Michael Cahill, Senior Currency Strategist

Email: michael.e.cahill@gs.com
Tel: +44 20 7552-8314

Goldman Sachs International

Control measure efficacy and reopening

Daan Struyven and Isabella Rosenberg look at the impact of control measures on viral spread

As coronavirus case growth appears to have leveled off globally, several countries, including the US and some in Western Europe, are beginning to relax lockdown measures initially intended to control the spread of the virus. However, this relaxation has increased concerns about a potential second wave of infections on the view that the recent improvement mainly reflects the impact of stringent virus control measures. Therefore, the efficacy of various virus control measures is a key question for the economic and market outlook. To answer this question, we use policy information, social distancing measures, and other variables from US states and other countries to explain the growth in coronavirus cases.

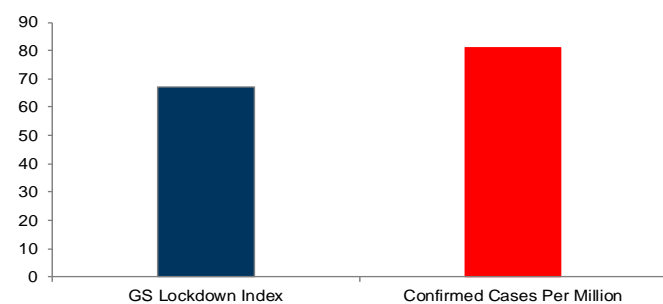
Bending the curve: from lockdowns to public hygiene

Our analysis yields three main results. First, at both the US state level—using our GS lockdown index—and the country level—using Oxford University researchers' government response stringency index—public virus control measures have a large, negative impact on infection growth. Lockdowns have been followed by significantly lower growth in infections, even when we control for other factors, such as population density, income inequality, and temperature.

That said, we find that in the US, actual social distancing behavior—based on data from Google's Community Mobility Reports—is an even more important driver of case growth than policy-imposed lockdowns. Intuitively, this is probably because the public's actual, practiced social distancing is also strongly influenced by non-policy factors, including fear of contracting the virus or spreading it to others. Indeed, we find that the number of state cases better explains social distancing than lockdown orders, suggesting public confidence will play an important role for the resumption of economic activity. Controlling for policy and social distancing, we also find that population density and income inequality have significantly positive relationships with infections.²

Confirmed cases a key driver of social distancing behavior

Variation in US social distancing index explained by factor, R-squared



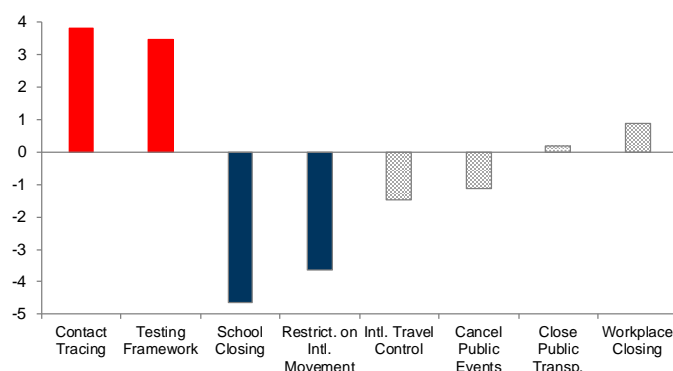
Note: The *GS Lockdown index* is a GS measure of the stringency of US state-level lockdowns based on governor-ordered school closures, stay-at-home orders and the closure of non-essential businesses.

Source: Goldman Sachs Global Investment Research.

Second, our cross-regional analysis reveals that even after controlling for policy restrictions and social distancing, Asian regions have experienced systematically lower growth in cases, especially those that experienced a SARS outbreak in 2003. Regions that experienced SARS have also relied more heavily on testing and contact tracing—and less on school closures and restrictions on internal movement—to mitigate and control the spread of the virus relative to other regions.

Regions with SARS experience have relied more on testing/contact tracing than on movement restrictions

Statistical significance of SARS in explaining regional-level policy mix, T-stat



Note: includes geographies with at least 200 SARS confirmed cases in 2002-2003; Canada, Mainland China, Hong Kong, Singapore and Taiwan.
Source: Goldman Sachs Global Investment Research.

Third, we find that countries with stronger self-reported handwashing practices have experienced lower case growth. Moreover, "big data" measures, such as Google searches, indicate a sharp recent rise in global attention to handwashing, masks and face touching, which has coincided with a larger drop in case growth in recent weeks in the US and globally than we can otherwise explain. This suggests that global attention to and likely learning about prevention has risen sharply.

Concerns confirmed

Overall, our analysis confirms two main concerns as we move towards reopening the economy. First, our finding that public virus control measures have a large, negative impact on infections highlights the significant risk of a second wave if policy or distancing behavior are eased prematurely and indiscriminately. Second, a successful reopening strategy is likely to require a sharp increase in testing and contact tracing from current levels in the US and other countries, as well as low-cost public hygiene measures, including campaigns for handwashing, masks, and gloves.

Daan Struyven, Senior US and Global Economist

Email: daan.struyven@gs.com
Tel: 212 357-4172

Goldman Sachs and Co. LLC

Isabella Rosenberg, Global FX and EM Strategy

Email: isabella.rosenberg@gs.com
Tel: 212 357-7628

Goldman Sachs and Co. LLC

² This could reflect that lower-income households in more unequal regions often have less access to affordable or spacious housing, safe transportation, paid sick leave, or other health prevention measures.

Q&A on testing, treatments and vaccines



Salveen Richter, GS lead analyst for the US Biotechnology sector, answers key questions on where we are on US testing, treatments and vaccines for COVID-19

Q: What are the different ways that healthcare companies are tackling COVID-19?

A: As the impact of the COVID-19 pandemic on the global economy and modern-day society continues to unfold, diagnostics (testing for infection), treatments (to treat symptoms of COVID-19) and prophylactic vaccines (to prevent infection of SARS-CoV-2—the virus that causes COVID-19) are being developed. There are primarily two types of diagnostic tests: molecular and serological. While molecular tests quantify the presence of viral infection (implies infection), serological tests detect the presence of antibodies to coronavirus in the blood (implies immunity). Of the ~49 diagnostic tests approved by the FDA under its emergency use authorization (EUA), over 80% are molecular. However, as state and federal policy makers begin to think about re-starting the economy, serology tests with high specificity are becoming a focus.

On the therapy side, there are two broad groups for COVID-19—prophylactic vaccines and treatment. Prophylactic vaccines are intended to provide protection from infection and confer immunity in people who have not been exposed to COVID-19, while treatments address the different symptoms associated with COVID-19, such as acute respiratory distress syndrome (ARDS). According to the Milken Institute COVID-19 [tracker](#), there were over 250 therapies in the pipeline as of April 27, with 96 of these being vaccines and 55 antibodies. We note that according to the WHO, there are 89 vaccines currently in the pipeline, seven of which are in clinical development.

Q: What progress have we made in ramping up diagnostic testing capacity in the US and globally, and where are we still falling short?

A: The global capacity for molecular diagnostic testing of COVID-19 is now at ~30 million tests per month. While the current testing capacity is not sufficient to meet the entire demand on a population basis, we note an improvement in testing in the US over the past few weeks according to the [COVID Tracking Project](#), from a total of 866 tests as of March 4 to 4.7 million tests as of April 23—largely driven by the FDA's flexibility towards labs and manufacturers in this time of crisis. We expect the FDA's decision to implement its EUA (emergency use authorization) on in vitro diagnostics for the detection and/or diagnosis of COVID-19 will continue to accelerate testing efforts. The FDA emergency use guidelines relax the standards that allow tests to be available, in part by [expediting](#) review timelines to as little as one day and allowing labs to begin testing prior to FDA review of the validation data.

But while the increase in available tests represents meaningful progress compared to the past couple of weeks, the availability of resources, including swab samples and trained professionals to collect these samples, and testing turnaround times continue to hinder the widespread scale up and availability of testing. Errors in the tests themselves, such as false negatives, present an additional hurdle for diagnosing COVID-19. As capacity for testing increases, it will be key to delineate between testing for the presence/absence of the actual infection, where there was meaningful progress in March, and testing for immunity generation, which will be relevant going forward.

Q: What is the status of antibody testing, and when can we expect to see a ramp up of such testing in the US?

A: Serological testing (i.e. presence of antibodies) can provide insight into herd immunity (the resistance to the spread of disease within a population resulting from a sufficiently high proportion of individuals immune to the disease), which is important because once approximately >60% of the population is immune to the virus, a "next wave" of infections stemming from the same version of the virus is unlikely. Several companies are developing antibody tests to measure the markers of an immune response to COVID-19, namely immunoglobulin M (IgM) and immunoglobulin G (IgG) antibodies. IgM antibodies are the first to appear in response to the initial exposure of a viral infection, and they begin to fade after the infection ends. As the body clears the infection, there is an increase in IgG antibodies, which provide long-term immunity. Thus, COVID-19 IgM antibodies may indicate more recent exposure to the virus, and the detection of COVID-19 IgG antibodies may indicate a later stage of infection. In order to determine the stage of infection, it is therefore critically important to have a highly specific test that identifies the specific antibody present rather than a highly sensitive test that quantifies levels of the antibody. To that end, we highlight two serological tests: Abbott's, which has a specificity and sensitivity of 99.6% and 86.4%, respectively, and Roche's, which has a specificity and sensitivity of >99% and >95%, respectively.

Based on the different proposed plans for the path forward in the US, we estimate the country would need an estimated 50 to 100 million antibody tests per month. In the US, Abbott committed to shipping 4 million tests in April, ramping to 20 million tests in June, and notes that its testing instruments can run up to 100 to 200 tests per hour. Roche is currently working with the FDA for an EUA on its tests, and plans to reach a capacity of 100 million tests per month by June, with a goal to ramp up further towards year-end. According to Roche, its instruments can run up to 300 tests per hour, depending on the analyzer used.

Q: What are the most promising types of treatments for active cases being developed right now, and what is a realistic timeframe for having an effective treatment widely available?

A: In broad terms, treatments for COVID-19 include approved drugs that can be repurposed, antiviral therapies that counteract the virus, antibody therapies that introduce neutralizing antibodies against the virus and convalescent plasma therapies, in which plasma from convalescent patients is administered to those infected. On the therapeutic side, Gilead's remdesivir and Regeneron's antibody cocktail are most in focus. Gilead's remdesivir is an Nuc inhibitor that terminates viral replication by preventing the function of RNA-dependent RNA polymerases (an enzyme that catalyzes the replication of RNA), resulting in a decrease in viral RNA production. Thus far, there has been emerging data for remdesivir in COVID-19, but we await full Phase 3 results in late April (for severe patients), late May (for moderate patients) and data from the NIAID sponsored study in mid-to-late May to elucidate the profile of the drug. Regeneron is developing a novel multi-antibody cocktail that can be used as a treatment for COVID-19 in infected individuals. This treatment will use two undisclosed antibodies that target different parts of the virus to protect against multiple viral variants. Regeneron's antibody cocktail will be ready to enter the clinic by early summer, with a goal of producing hundreds of thousands of doses per month by the end of summer.

As it relates to symptomatic relief of COVID-19, anti-IL6 inhibitors are in development, with Roche's Actemra in a Phase 3 trial (data in 2H20, potentially in the summer) and Regeneron/Sanofi's Kevzara currently in Phase 2/3 testing. On the latter, going forward, the Phase 3 trial will only include "critical" patients with results (US) expected in June and the rest of the global studies in 3Q20. We also highlight Grifols, Takeda and CSL Behring, all of which are independently developing a novel convalescent plasma therapy against COVID-19. One potential limitation of this approach is the requirement of donor plasma, which could limit its scale.

Q: What are the most promising vaccines currently in development, and what is the earliest timeline we can expect to see for getting a vaccine to the public?

A: With several vaccines in development, we believe Moderna's mRNA-based vaccine (mRNA-127) and Johnson & Johnson's vaccine candidate, which uses established and validated AdVac technology, are the leading contenders to address the public health needs of the global community. Moderna has previously issued guidance on the potential for emergency vaccine use in primary populations (including physicians) as early as fall 2020, following the release of Phase 1 safety data in the spring and immunogenicity data in the summer and Phase 2 initiation in 2Q20. We expect Johnson & Johnson to initiate Phase 1 trials in September, with topline safety and immunogenicity data expected by the end of 2020, and note the vaccine could be available under EUA in early 2021 (see other vaccines in development on pgs. 20-21.)

Q: Will any vaccine need to be administered every year, like a flu vaccine, or will it be effective over a multi-year period?

A: On the duration of efficacy, it is unclear if the COVID-19 vaccine will be similar to the yearly flu vaccine or whether it will be able to confer multi-year efficacy. While some experts believe multi-year protection is likely, more research is needed to determine if this is the case based on what we know about similar viruses. Using the 2002 SARS and 2012 MERS epidemics as analogs is not helpful in this case because there is not much known about their reinfection rates given the limited epidemiological details of both – there were >8,000 cases of SARS over 3 months, and only 2,500 observed cases of MERS over 8 years.

COVID-19 therapies and diagnostics

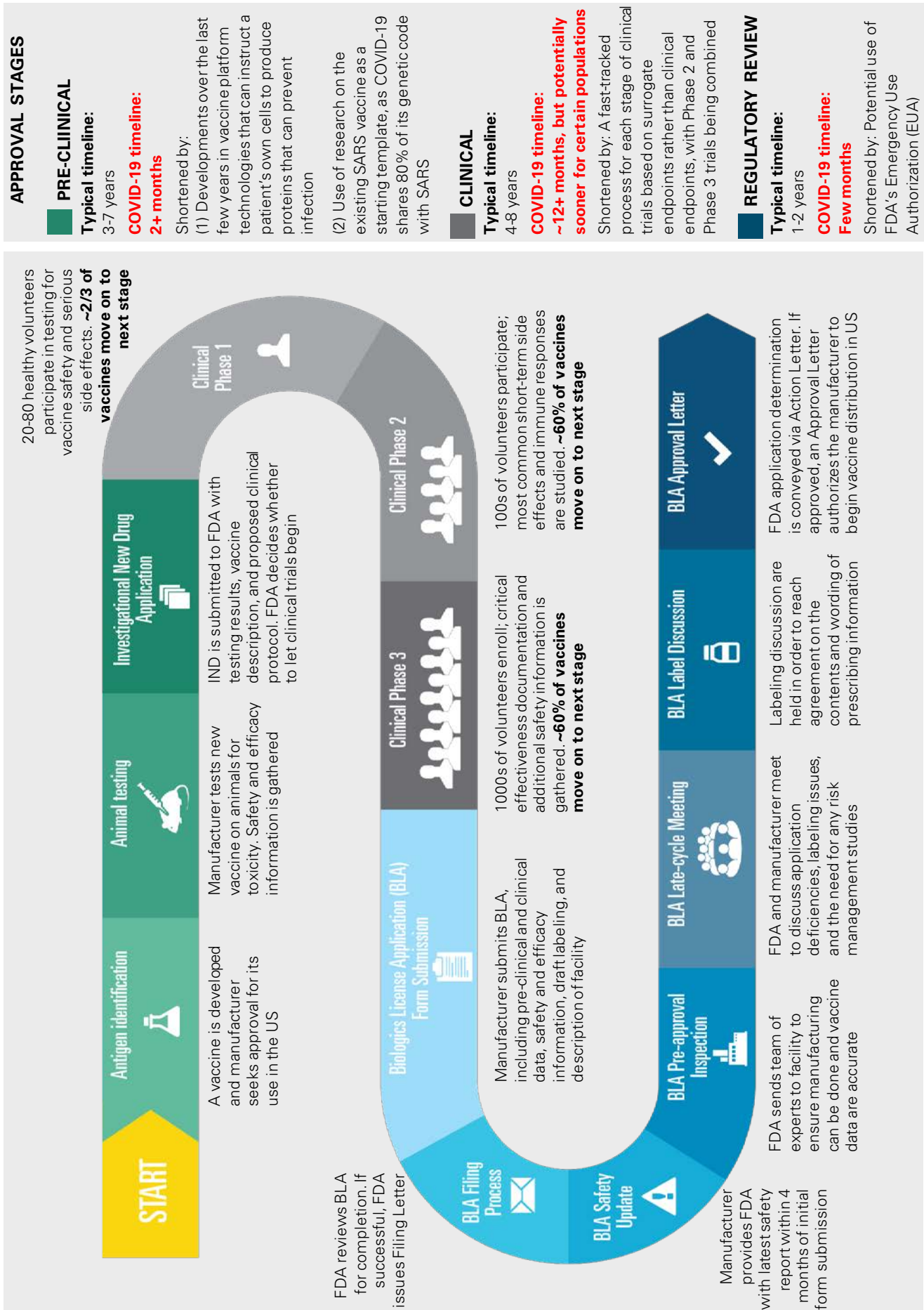
Company (Compound)	Category	GS comment	Event
Approved therapies			
ROG (Actemra/ RoActemra)	Anti-IL-6	While not currently for use in COVID-19 patients with pneumonia, we note that it has been included in the 7th updated diagnosis and treatment plan for COVID-19 issued by China's National Health Commissions (NHC) on March 3, 2020.	Ph3 data expected in 2Q20
REGN/SNY (Kevzara)	Anti-IL-6	The companies have initiated global Ph2/3 studies evaluating Kevzara (anti-IL-6 approved to treat RA) for the treatment of severe symptoms.	Ph2/3 data in mid-20+
INCY/NVS (Jakafi)	JAK inhibitor	Ph3 clinical trials will begin, ex-US, in patients with COVID-19 associated cytokine storm. Jakafi is currently being distributed in the US under the emergency Expanded Access Program (EAP).	
ALXN (Ultomiris)	C5 inhibitor	Ph3 trials will be conducted in COVID patients (n=270) with severe pneumonia or acute respiratory distress syndrome. Preclinical data demonstrates reduced lung inflammation in animals with pneumonia and evidence of effect in the compassionate use program.	Ph3 trials expected to start in May 2020
Fujifilm Holdings (favipiravir/ Avigan)	Anti-flu	Management has started Ph3 trials in Japan to expand the indication of an influenza treatment. It has already reported that clinical trials in China suggested that the drug is effective in the treatment of COVID-19.	Trials are expected to be completed in June 2020
Generic (chloroquine / hydroxyl- chloroquine)	Anti-malaria	FDA has authorized emergency use of both drugs. NVS and Bayer have committed to 30mn and 3mn doses of CQ, respectively, for immediate use in controlled clinical studies. WHO is running a SOLIDARITY trial testing the efficacy of these drugs against remdesivir and anti-HIV drugs.	
Generic (lopinavir / ritonavir)	Anti-HIV	Initial expectations were dimmed due to a recent study, in China, where no difference was seen in mortality or rate of improvement in comparison to standard of care.	
Pipeline therapies			
MRNA (mRNA-1273)	Vaccine	Management guided to potential for emergency use in primary populations (including physicians) in fall 2020.	Initial Ph1 safety data expected in spring and immunogenicity data in summer
JNJ (Ad26-SARS- CoV-2)	Vaccine	JNJ has identified a vaccine candidate for clinical development and plans to initiate clinical studies by Sept 2020. The company intends to scale production in parallel to enable supply of one billion doses. JNJ anticipates the vaccine could available for emergency use authorization in early 2021.	Efficacy and safety data expected by year-end
VIR/WuXi Biologics	Vaccine	VIR has partnered with WuXi to expedite the development of their lead COVID-19 candidate. WuXi is responsible for and is in early stages of cell-line development, formulation and initial manufacturing.	
SNY	Vaccine	SNY is developing a novel, recombinant, protein-based vaccine in partnership with BARDA using SNY's recombinant DNA platform.	Initial human trials will begin in 4Q20
SNY/TBIO	Vaccine	Novel mRNA COVID-19 vaccine using TBIO's mRNA platform. TBIO will likely be able to meet the demand for a pandemic response since it has established single batch production with its clinical platform and also is partnered with a contract manufacturing company.	Ph1 trials to begin early 2021
SNY/GSK	Vaccine	SNY and GSK have entered into an agreement to use SNY's S protein antigen in combination with GSK's pandemic adjuvant technology to develop a vaccine against SARS-CoV-2. If successful, SNY/GSK aim to have the vaccine ready by 2H21.	Clinical trials to begin 2H20
PFE/BNTX (BNT162)	Vaccine	This potential mRNA vaccine will be jointly distributed (excluding China).	Clinical trials will begin by end of April 2020
MRK	Vaccine	Company is screening their existing anti-viral products to see if any can be leveraged against COVID-19.	
GSK/Clover Biopharmaceuti cals (S-Trimer)	Vaccine	Clover is responsible for manufacturing since it has one of the largest in-house, commercial scale cGMP manufacturing facilities in China.	
CSL	Vaccine	Partnered with the University of Queensland where CSL will provide technical expertise and its adjuvant technology, MF59 which has been used in seasonal/pandemic influenza vaccines. Program is currently in early stages of development.	
Inovio/IVI/KNIH (INO-4800)	Vaccine	First patient in Ph1 US trial (n=40) has been dosed. Each patient will receive two doses of INO-4800 four weeks apart. In parallel, Inovio will collaborate with IVI and KNIH to test INO-4800 in a Ph1/2 study South Korea with an aim to produce 1mn doses by YE.	Initial immune responses and safety data expected by late August
CureVac	Vaccine	CureVac is leveraging its mRNA platform to develop a vaccine for COVID-19.	
Novavax (NVX-CoV2373)	Vaccine	Novavax has identified NVX-Co2373 as a vaccine candidate that produces high levels of neutralizing antibodies in animal studies.	Ph1/2 trial to begin in mid-May 2020 with preliminary readout in July 2020
Oxford University	Vaccine	The first phase (n=1,110) will be administered to healthy volunteers and will include a control arm (meningitis vaccine). Each patient will receive two doses over four weeks.	First patients have been dosed; results expected in ~6 months
GILD (remdesivir)	Antiviral therapy	Thus far, there is emerging data for remdesivir in COVID-19. We await results from the full remdesivir GILD Ph3 studies to elucidate the profile of the drug.	Full remdesivir Ph3 results expected in late April (severe patients) and late May (moderate patients) as well as data from NIAID sponsored study in mid-to-late May

VIR/ALNY	Antiviral therapy	VIR has expanded its partnership with ALNY to develop an RNAi therapy against SARS-CoV-2.	
REGN	Antibody therapy	REGN is developing an antibody cocktail therapy as prophylaxis or treatment for individuals infected with the virus, similar to their Ebola program which is currently under regulatory review.	Ph2/3 data in mid-20+
VIR/BIIB	Antibody therapy	VIR has modified its novel antibody to extend its half-life and increase its short term (vaccinal) potency. The drug will be produced both with and without the vaccinal mutation.	Clinical trials to begin in July-September 2020
VIR/GSK (VIR-7831/32)	Antibody therapy	VIR has identified antibody candidates (VIR-7831/VIR-7832) which it is now developing in partnership with GSK. The companies are additionally utilizing VIR's CRISPR screening and machine learning approach and GSK's vaccine technologies to further other initiatives in search for a vaccine for COVID-19.	Begin Ph2 clinical trials in the next 3-5 months
AMGN/ADPT	Antibody therapy	This partnership will leverage ADPT's immune medicine platform to identify neutralizing antibodies from COVID-19 survivors and develop therapeutics for prophylaxis and treatment.	
LLY (LY3127804)	Antibody therapy	Ph2 trial in hospitalized COVID patients with pneumonia to begin in April.	Data readouts expected in early summer
KNSA (Mavrilimumab)	Antibody therapy	Initial study in six severe COVID-19 patients shows promise. Company is working with the FDA to begin trials in the US.	
Takeda (TAK-888)	Plasma therapy	TAK-888 will likely be used to treat high-risk patients only.	Trials to begin June/July 2020 and launch is anticipated by YE20
Grifols	Plasma therapy	Currently the only company authorized to collect plasma from donors who have had COVID-19 in the US.	
CSL	Plasma therapy	CSL is exploring development of hyper-immune serum enriched with COVID-19 antibodies but has not provided timelines.	
Diagnostics			
ABT	RT-PCR	ABT's molecular test will be performed on ABT's M2000 system already in hospital and reference labs.	FDA approved; ABT is manufacturing 50k tests/day of the new 5-min PoC test with plans for 2mn tests/month by June
TMO	RT-PCR	Test provides results within four hours of receiving sample. As of March 16, TMO has 1.5mn tests available to ship under the EUA label.	TMO received FDA approval and expects to scale production up to 5mn tests per week during the month of April.
ROG	RT-PCR	In our view, this approval and subsequent commercialization is unlikely to materially impact Roche's broader growth outlook, however, we do see it as potentially enabling a de-bottlenecking of some of the constraints faced by healthcare systems.	FDA approved, capacity of >3.5mn tests/month available now with an aim to significantly expand this capacity
PKI	RT-PCR	PKI has expanded production capacity of its extraction and RT-PCR tests throughout its global facilities and guides to the capability to ship millions of test kits.	FDA approved
DGX	RT-PCR	Conducting ~25k COVID-19 tests per day, with capacity to scale to ~30k tests bringing weekly capacity to ~200k. As of March 23, DGX has performed ~100k tests.	DGX received FDA approval and expects to meet full US demand over the next ~2 weeks.
LH	RT-PCR	Capacity to perform more than 30k COVID-19 tests per day, with greater capacity expected in the coming weeks assuming adequate supplies. LH has performed ~350k tests to date.	Per prior management commentary, LH plans to scale to more than 100k tests per week. It has also received FDA approval.
QGEN/TMO (QIAstat-Dx)	RT-PCR	Developed a panel that can differentiate SARS-CoV-2 from 21 other pathogens.	Initially evaluated at a hospital in Paris and is now being tested at four hospitals in China
Grifols	TMA	Grifols anticipates that its TMA test can detect the virus with a sensitivity equivalent (or potentially) superior to that of PCR. Each automated instruments can run >1k samples per day.	Test should be ready in the following weeks
ABT (ID NOW)	PoC	ABT received US approval of its ID NOW system which targets the coronavirus' RdRp gene and can yield positive results in five minutes and negative results in 13 minutes. Per GS estimates, 1mn test can be manufactured per month.	FDA approved and ABT will start shipping 50k tests/day of new 5-min PoC test from April 1st
DHR (Xpert Xpress SARS-CoV-2)	PoC	Test is able to detect SARS-CoV-2 in ~45 min and is performed on Cepheid's GeneXpert Systems platform (~5k in the US; 23k worldwide). While PoC provides faster results, each sample is run individually vs traditional PCR where multiple samples can be run in parallel.	First to receive EUA from the FDA
BDX	Serological	HSIC is working to make tests available to medical care facilities in the US.	BDX expects to supply >1mn tests in the coming months
ROG (Elecsys anti-SARS-CoV-2)	Serological	The test is able to identify people who have been infected with COVID-19, even if they do not display symptoms. The test will run on ROG's Cobas E systems through a blood sample, with results available in 18 min and a test throughput of up to 300 tests per hour, depending on the analyser. Per Roche, this test already has a specificity of >99% and a sensitivity >95% to the SARS-CoV-2 virus. ROG aims to make the test available in countries accepting the CE mark by early May, and is working with the FDA for an Emergency Use Authorization.	Capacity of 100mn tests/month by June with an aim to ramp up capacity further later in the year
ABT	Serological	Test will run on ABT's Architect i1000SR and i2000SR instruments. Per the company, there are >2k instruments in use in the US and can run up to 100-200 tests per hour. It tests only for IgG and has a sensitivity of 86.4% and a specificity of 99.6%. ABT began shipping tests on April 16 and is priced at \$5 per test.	ABT will ship 4mn tests in April 2020 and will ramp up to 20mn tests in the US in June 2020
CEMI	Serological	Per press reports, CEMI received FDA approval for its 15 min PoC test.	Expects to begin shipping tests with the help of its partner LumiraDX, in April 2020

Note: Latest as of April 28, 2020.

Source: Data compiled by Goldman Sachs Global Investment Research. See [here](#) for more details. Special thanks to Salveen Richter.

The race to a vaccine



APPROVAL STAGES

PRE-CLINICAL

Typical timeline: 3-7 years

COVID-19 timeline: **2+ months**

Shortened by:

(1) Developments over the last few years in vaccine platform technologies that can instruct a patient's own cells to produce proteins that can prevent infection

(2) Use of research on the existing SARS vaccine as a starting template, as COVID-19 shares 80% of its genetic code with SARS

CLINICAL

Typical timeline: 4-8 years

COVID-19 timeline: **~12+ months, but potentially sooner for certain populations**

Shortened by: A fast-tracked process for each stage of clinical trials based on surrogate endpoints rather than clinical endpoints, with Phase 2 and Phase 3 trials being combined

REGULATORY REVIEW

Typical timeline: 1-2 years

COVID-19 timeline: **Few months**

Shortened by: Potential use of FDA's Emergency Use Authorization (EUA)

Summary of our key forecasts

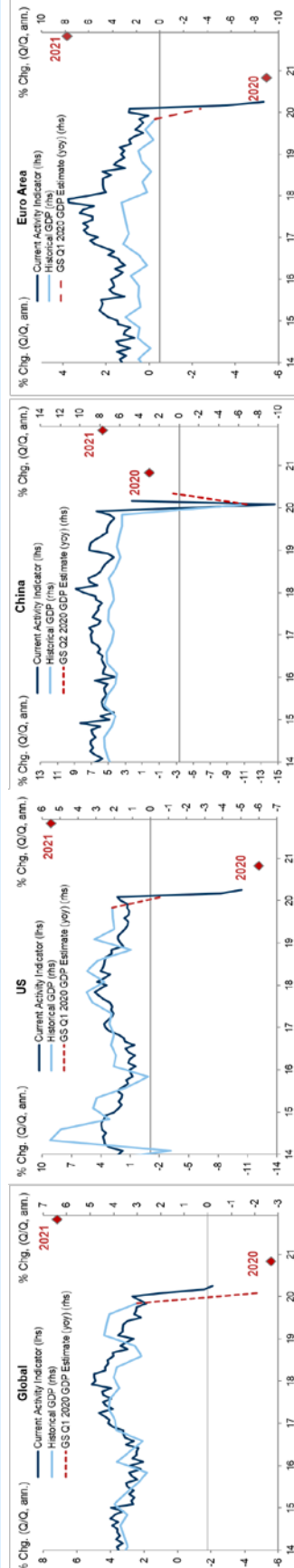
GS GIR: Macro at a glance

Watching

- **Globally**, we think the coronavirus crisis has pushed the economy into a deep recession. We expect real GDP to contract by 2.7% this year, making 2020 weaker than the year following the Global Financial Crisis. We expect the global recession to be front-loaded, with a recovery in H2, assuming that the physical constraints on economic activity gradually loosen towards the end of Q2.
- **In the US**, we expect -3.4% qoq annualized real GDP growth in Q2 before a gradual recovery in H2 in which a bit more than half the near-term output decline is made up by year end, leaving full-year 2020 growth at -6%. We see unemployment reaching 15% in Q3 and expect a decline in core PCE inflation to 1.4% by year-end 2020.
- **In addition to returning rates to zero and announcing uncapped asset purchases**, the Fed has employed several crisis-era facilities to provide corporates with funding, relaxed capital buffers and reserve requirements, and activated FX swap lines with foreign central banks. We see these steps as sufficient for now to support the flow of credit in the economy, and expect the Fed to emphasize that it will intervene further if needed.
- **In the Euro area**, we expect that the coronavirus outbreak will lead to a 9% yoy decline in real GDP in 2020 owing to a large H1 contraction, and see risks to this forecast as tilted to the downside. Looking across countries, we expect larger contractions, higher unemployment rates, and slower normalizations of activity in Italy and Spain than in northern Europe. We expect deficits of more than 11% of GDP in Italy and Spain, and roughly 8% in France and Germany this year.
- **The ECB has employed a comprehensive asset purchase program (PEPP)**, and the Eurogroup has agreed to a package of measures that we think will provide some near-term relief for the Euro area, but falls short of the comprehensive fiscal solution needed to alleviate concerns about sovereign risk. We expect the ECB to raise the pandemic QE program (PEPP) by EUR 500bn to EUR 1.25tn.
- **In China**, after a 6.8% yoy decline in real GDP growth in Q1, we expect a rebound in the remainder of the year driven by easing of virus restrictions and policy stimulus. Our full-year real GDP growth estimate of 3% for 2020 assumes the virus comes broadly under control in most major economies by Q3 and a accommodative monetary and fiscal policies generate positive growth impulses globally.
- **WATCH CORONAVIRUS**. While the severity of the economic impact from the coronavirus remains highly uncertain, our base case assumes that the lockdowns and other measures will succeed in slowing new infections, and that such measures will be gradually eased in the coming months. However, risks to our global growth forecasts remain skewed to the downside, especially if social distancing measures are eased prematurely and/or we see a second wave of the virus in the fall.

Goldman Sachs Global Investment Research

Growth



Source: Haver Analytics and Goldman Sachs Global Investment Research. Note: GS CAI is a measure of current growth. For more information on the methodology of the CAI please see "Tracking All Over the World - Our New Global CAI," Global Economics Analyst, February 25, 2017.

Forecasts

Economics	GDP growth (%)				Interest rates 10Yr (%)		Markets				Equities					
	2020	2021	Last	E2020	E2021	FX	Last	3m	12m	S&P 500	E2020	E2021	2020	2021	2019 (%)	
Global	-2.7	-1.5	6.4	3.6	0.67	EUR\$	1.08	1.08	1.15	Price	3,000	--	--	--	20.8x	
US	-6.0	-3.7	5.5	3.8	-0.45	GBP\$	1.24	1.23	1.34	EPS	\$110	\$135	\$170	\$171	13.8x	
China	3.0	2.0	7.7	8.0	-0.04	JPY	1.07	1.02	1.05	Growth	-33%	-18%	55%	26%	14.3x	
Euro area	-9.0	-5.3	7.8	4.5	0.20	CNY	7.06	7.15	6.90	STOXX 600	10.0	10.0	10.0	10.0	15.7x	
Policy rates (%)	2020		2021		Commodities		Last		E2020		E2021		Wage Tracker 2019 (%)			
	GS	Mkt.	GS	Mkt.	Crude Oil, Brent (\$/bbl)	20	30	50	USD	IG	207	215	Q1	Q2	Q3	Q4
US	0.13	0.16	0.13	0.19	Nat Gas (\$/mmBtu)	1.8	1.8	3.5	HY	774	875	3.0	3.3	3.2	3.4	
Euro area	-0.60	-0.56	-0.60	-0.55	Copper (\$/mt)	5,171	4,400	6,000	EUR	IG	195	165	2.4	2.2	2.4	--
China	1.90	2.12	2.25	2.28	Gold (\$/troyoz)	1,715	1,600	1,800	China	HY	632	695	7.0	7.0	7.0	7.0
Japan	-0.10	-0.11	-0.10	-0.15									--	--	--	--

Source: Bloomberg, Goldman Sachs Global Investment Research. For important disclosures, see the Disclosure Appendix or go to www.gs.com/research/hedge.html.

Market pricing as of April 27, 2020.

Glossary of GS proprietary indices

Current Activity Indicator (CAI)

GS CAIs measure the growth signal in a broad range of weekly and monthly indicators, offering an alternative to Gross Domestic Product (GDP). GDP is an imperfect guide to current activity: In most countries, it is only available quarterly and is released with a substantial delay, and its initial estimates are often heavily revised. GDP also ignores important measures of real activity, such as employment and the purchasing managers' indexes (PMIs). All of these problems reduce the effectiveness of GDP for investment and policy decisions. Our CAIs aim to address GDP's shortcomings and provide a timelier read on the pace of growth.

For more, see our [CAI page](#) and [Global Economics Analyst: Trackin' All Over the World – Our New Global CAI, 25 February 2017](#).

Dynamic Equilibrium Exchange Rates (DEER)

The GSDEER framework establishes an equilibrium (or "fair") value of the real exchange rate based on relative productivity and terms-of-trade differentials.

For more, see our [GSDEER page](#), [Global Economics Paper No. 227: Finding Fair Value in EM FX, 26 January 2016](#), and [Global Markets Analyst: A Look at Valuation Across G10 FX, 29 June 2017](#).

Financial Conditions Index (FCI)

GS FCIs gauge the "looseness" or "tightness" of financial conditions across the world's major economies, incorporating variables that directly affect spending on domestically produced goods and services. FCIs can provide valuable information about the economic growth outlook and the direct and indirect effects of monetary policy on real economic activity.

FCIs for the G10 economies are calculated as a weighted average of a policy rate, a long-term risk-free bond yield, a corporate credit spread, an equity price variable, and a trade-weighted exchange rate; the Euro area FCI also includes a sovereign credit spread. The weights mirror the effects of the financial variables on real GDP growth in our models over a one-year horizon. FCIs for emerging markets are calculated as a weighted average of a short-term interest rate, a long-term swap rate, a CDS spread, an equity price variable, a trade-weighted exchange rate, and—in economies with large foreign-currency-denominated debt stocks—a debt-weighted exchange rate index.

For more, see our [FCI page](#), [Global Economics Analyst: Our New G10 Financial Conditions Indices, 20 April 2017](#), and [Global Economics Analyst: Tracking EM Financial Conditions – Our New FCIs, 6 October 2017](#).

Goldman Sachs Analyst Index (GSAI)


































The US GSAI is based on a monthly survey of GS equity analysts to obtain their assessments of business conditions in the industries they follow. The results provide timely "bottom-up" information about US economic activity to supplement and cross-check our analysis of "top-down" data. Based on analysts' responses, we create a diffusion index for economic activity comparable to the ISM's indexes for activity in the manufacturing and nonmanufacturing sectors.

Macro-Data Assessment Platform (MAP)

GS MAP scores facilitate rapid interpretation of new data releases for economic indicators worldwide. MAP summarizes the importance of a specific data release (i.e., its historical correlation with GDP) and the degree of surprise relative to the consensus forecast. The sign on the degree of surprise characterizes underperformance with a negative number and outperformance with a positive number. Each of these two components is ranked on a scale from 0 to 5, with the MAP score being the product of the two, i.e., from -25 to +25. For example, a MAP score of +20 (5; +4) would indicate that the data has a very high correlation to GDP (5) and that it came out well above consensus expectations (+4), for a total MAP value of +20.

Top of Mind archive: click to access

Click the icon or title to access the report:

	Issue 88 <i>Oil's Seismic Shock</i> March 31, 2020		Issue 72 <i>Recession Risk</i> October 16, 2018
	Issue 87 <i>Roaring into Recession</i> March 24, 2020		Issue 71 <i>Fiscal Folly</i> September 13, 2018
	Issue 86 <i>2020's Black swan: COVID-19</i> February 28, 2020		Issue 70 <i>Deal or No Deal: Brexit and the Future of Europe</i> August 13, 2018
	Issue 85 <i>Investing in Climate Change</i> January 30, 2020		Issue 69 <i>Emerging Markets: Invest or Avoid?</i> July 10, 2018
	Special Issue <i>2019 Update, and a Peek at 2020</i> December 17, 2019		Issue 68 <i>Liquidity, Volatility, Fragility</i> June 12, 2018
	Issue 84 <i>Fiscal Focus</i> November 26, 2019		Issue 67 <i>Regulating Big Tech</i> April 26, 2018
	Issue 83 <i>Growth and Geopolitical Risk</i> October 10, 2019		Issue 66 <i>Trade Wars 2.0</i> March 28, 2018
	Issue 82 <i>Currency Wars</i> September 12, 2019		Issue 65 <i>Has a Bond Bear Market Begun?</i> February 28, 2018
	Issue 81 <i>Central Bank Independence</i> August 8, 2019		Issue 64 <i>Is Bitcoin a (Bursting) Bubble?</i> February 5, 2018
	Issue 80 <i>Dissecting the Market Disconnect</i> July 11, 2019		Special Issue <i>2017 Update, and a Peek at 2018</i> December 14, 2017
	Issue 79 <i>Trade Wars 3.0</i> June 6, 2019		Issue 63 <i>Late-Cycle for Longer?</i> November 9, 2017
	Issue 78 <i>EU Elections: What's at Stake?</i> May 9, 2019		Issue 62 <i>China's Big Reshuffle</i> October 12, 2017
	Issue 77 <i>Buyback Realities</i> April 11, 2019		Issue 61 <i>Fiscal Agenda in Focus</i> October 5, 2017
	Issue 76 <i>The Fed's Dovish Pivot</i> March 5, 2019		Issue 60 <i>The Rundown on Runoff</i> September 11, 2017
	Issue 75 <i>Where Are We in the Market Cycle?</i> February 4, 2019		Issue 59 <i>Regulatory Rollback</i> July 26, 2017
	Issue 74 <i>What's Next for China?</i> December 7, 2018		Issue 58 <i>The Fed's Dual Dilemma</i> June 21, 2017
	Issue 73 <i>Making Sense of Midterms</i> October 29, 2018		Issue 57 <i>Geopolitical Risks</i> May 16, 2017

Source of photos: www.istockphoto.com, www.shutterstock.com, US Department of State/Wikimedia Commons/Public Domain.

Disclosure Appendix

Reg AC

We, Allison Nathan, Gabriel Lipton Galbraith, Jenny Grimberg, Hui Shan, David Choi, David Mericle, Michael Cahill, Isabella Rosenberg, and Daan Struyven hereby certify that all of the views expressed in this report accurately reflect our personal views, which have not been influenced by considerations of the firm's business or client relationships.

I, Salveen Richter, hereby certify that all of the views expressed in this report accurately reflect my personal views about the subject company or companies and its or their securities. I also certify that no part of any compensation was, is or will be, directly or indirectly, related to the specific recommendations or views expressed in this report.

Unless otherwise stated, the individuals listed on the cover page of this report are analysts in Goldman Sachs' Global Investment Research division.

Disclosures

Regulatory disclosures

Disclosures required by United States laws and regulations

See company-specific regulatory disclosures above for any of the following disclosures required as to companies referred to in this report: manager or co-manager in a pending transaction; 1% or other ownership; compensation for certain services; types of client relationships; managed/co-managed public offerings in prior periods; directorships; for equity securities, market making and/or specialist role. Goldman Sachs trades or may trade as a principal in debt securities (or in related derivatives) of issuers discussed in this report.

The following are additional required disclosures: **Ownership and material conflicts of interest:** Goldman Sachs policy prohibits its analysts, professionals reporting to analysts and members of their households from owning securities of any company in the analyst's area of coverage. **Analyst compensation:** Analysts are paid in part based on the profitability of Goldman Sachs, which includes investment banking revenues. **Analyst as officer or director:** Goldman Sachs policy generally prohibits its analysts, persons reporting to analysts or members of their households from serving as an officer, director or advisor of any company in the analyst's area of coverage. **Non-U.S. Analysts:** Non-U.S. analysts may not be associated persons of Goldman Sachs & Co. LLC and therefore may not be subject to FINRA Rule 2241 or FINRA Rule 2242 restrictions on communications with subject company, public appearances and trading securities held by the analysts.

Additional disclosures required under the laws and regulations of jurisdictions other than the United States

The following disclosures are those required by the jurisdiction indicated, except to the extent already made above pursuant to United States laws and regulations. **Australia:** Goldman Sachs Australia Pty Ltd and its affiliates are not authorised deposit-taking institutions (as that term is defined in the Banking Act 1959 (Cth)) in Australia and do not provide banking services, nor carry on a banking business, in Australia. This research, and any access to it, is intended only for "wholesale clients" within the meaning of the Australian Corporations Act, unless otherwise agreed by Goldman Sachs. In producing research reports, members of the Global Investment Research Division of Goldman Sachs Australia may attend site visits and other meetings hosted by the companies and other entities which are the subject of its research reports. In some instances the costs of such site visits or meetings may be met in part or in whole by the issuers concerned if Goldman Sachs Australia considers it is appropriate and reasonable in the specific circumstances relating to the site visit or meeting. To the extent that the contents of this document contains any financial product advice, it is general advice only and has been prepared by Goldman Sachs without taking into account a client's objectives, financial situation or needs. A client should, before acting on any such advice, consider the appropriateness of the advice having regard to the client's own objectives, financial situation and needs. A copy of certain Goldman Sachs Australia and New Zealand disclosure of interests and a copy of Goldman Sachs' Australian Sell-Side Research Independence Policy Statement are available at: <https://www.goldmansachs.com/disclosures/australia-new-zealand/index.html>. **Brazil:** Disclosure information in relation to CVM Instruction 598 is available at <https://www.gs.com/worldwide/brazil/area/gir/index.html>. Where applicable, the Brazil-registered analyst primarily responsible for the content of this research report, as defined in Article 20 of CVM Instruction 598, is the first author named at the beginning of this report, unless indicated otherwise at the end of the text. **Canada:** Goldman Sachs Canada Inc. is an affiliate of The Goldman Sachs Group Inc. and therefore is included in the company specific disclosures relating to Goldman Sachs (as defined above). Goldman Sachs Canada Inc. has approved of, and agreed to take responsibility for, this research report in Canada if and to the extent that Goldman Sachs Canada Inc. disseminates this research report to its clients. **Hong Kong:** Further information on the securities of covered companies referred to in this research may be obtained on request from Goldman Sachs (Asia) L.L.C. **India:** Further information on the subject company or companies referred to in this research may be obtained from Goldman Sachs (India) Securities Private Limited, Research Analyst - SEBI Registration Number INH000001493, 951-A, Rational House, Appasaheb Marathe Marg, Prabhadevi, Mumbai 400 025, India, Corporate Identity Number U74140MH2006FTC160634, Phone +91 22 6616 9000, Fax +91 22 6616 9001. Goldman Sachs may beneficially own 1% or more of the securities (as such term is defined in clause 2 (h) the Indian Securities Contracts (Regulation) Act, 1956) of the subject company or companies referred to in this research report. **Japan:** See below. **Korea:** This research, and any access to it, is intended only for "professional investors" within the meaning of the Financial Services and Capital Markets Act, unless otherwise agreed by Goldman Sachs. Further information on the subject company or companies referred to in this research may be obtained from Goldman Sachs (Asia) L.L.C., Seoul Branch. **New Zealand:** Goldman Sachs New Zealand Limited and its affiliates are neither "registered banks" nor "deposit takers" (as defined in the Reserve Bank of New Zealand Act 1989) in New Zealand. This research, and any access to it, is intended for "wholesale clients" (as defined in the Financial Advisers Act 2008) unless otherwise agreed by Goldman Sachs. A copy of certain Goldman Sachs Australia and New Zealand disclosure of interests is available at: <https://www.goldmansachs.com/disclosures/australia-new-zealand/index.html>. **Russia:** Research reports distributed in the Russian Federation are not advertising as defined in the Russian legislation, but are information and analysis not having product promotion as their main purpose and do not provide appraisal within the meaning of the Russian legislation on appraisal activity. Research reports do not constitute a personalized investment recommendation as defined in Russian laws and regulations, are not addressed to a specific client, and are prepared without analyzing the financial circumstances, investment profiles or risk profiles of clients. Goldman Sachs assumes no responsibility for any investment decisions that may be taken by a client or any other person based on this research report. **Singapore:** Further information on the covered companies referred to in this research may be obtained from Goldman Sachs (Singapore) Pte. (Company Number: 198602165W). **Taiwan:** This material is for reference only and must not be reprinted without permission. Investors should carefully consider their own investment risk. Investment results are the responsibility of the individual investor. **United Kingdom:** Persons who would be categorized as retail clients in the United Kingdom, as such term is defined in the rules of the Financial Conduct Authority, should read this research in conjunction with prior Goldman Sachs research on the covered companies referred to herein and should refer to the risk warnings that have been sent to them by Goldman Sachs International. A copy of these risks warnings, and a glossary of certain financial terms used in this report, are available from Goldman Sachs International on request.

European Union: Disclosure information in relation to Article 6 (2) of the European Commission Delegated Regulation (EU) (2016/958) supplementing Regulation (EU) No 596/2014 of the European Parliament and of the Council with regard to regulatory technical standards for the technical arrangements for objective presentation of investment recommendations or other information recommending or suggesting an

investment strategy and for disclosure of particular interests or indications of conflicts of interest is available at <https://www.gs.com/disclosures/europeanpolicy.html> which states the European Policy for Managing Conflicts of Interest in Connection with Investment Research.

Japan: Goldman Sachs Japan Co., Ltd. is a Financial Instrument Dealer registered with the Kanto Financial Bureau under registration number Kinsho 69, and a member of Japan Securities Dealers Association, Financial Futures Association of Japan and Type II Financial Instruments Firms Association. Sales and purchase of equities are subject to commission pre-determined with clients plus consumption tax. See company-specific disclosures as to any applicable disclosures required by Japanese stock exchanges, the Japanese Securities Dealers Association or the Japanese Securities Finance Company.

Global product; distributing entities

The Global Investment Research Division of Goldman Sachs produces and distributes research products for clients of Goldman Sachs on a global basis. Analysts based in Goldman Sachs offices around the world produce research on industries and companies, and research on macroeconomics, currencies, commodities and portfolio strategy. This research is disseminated in Australia by Goldman Sachs Australia Pty Ltd (ABN 21 006 797 897); in Brazil by Goldman Sachs do Brasil Corretora de Títulos e Valores Mobiliários S.A.; Ombudsman Goldman Sachs Brazil: 0800 727 5764 and / or ouvidoriagoldmansachs@gs.com. Available Weekdays (except holidays), from 9am to 6pm. Ouvidoria Goldman Sachs Brasil: 0800 727 5764 e/ou ouvidoriagoldmansachs@gs.com. Horário de funcionamento: segunda-feira à sexta-feira (exceto feriados), das 9h às 18h; in Canada by either Goldman Sachs Canada Inc. or Goldman Sachs & Co. LLC; in Hong Kong by Goldman Sachs (Asia) L.L.C.; in India by Goldman Sachs (India) Securities Private Ltd.; in Japan by Goldman Sachs Japan Co., Ltd.; in the Republic of Korea by Goldman Sachs (Asia) L.L.C., Seoul Branch; in New Zealand by Goldman Sachs New Zealand Limited; in Russia by OOO Goldman Sachs; in Singapore by Goldman Sachs (Singapore) Pte. (Company Number: 198602165W); and in the United States of America by Goldman Sachs & Co. LLC. Goldman Sachs International has approved this research in connection with its distribution in the United Kingdom and European Union.

European Union: Goldman Sachs International authorised by the Prudential Regulation Authority and regulated by the Financial Conduct Authority and the Prudential Regulation Authority, has approved this research in connection with its distribution in the European Union and United Kingdom.

General disclosures

This research is for our clients only. Other than disclosures relating to Goldman Sachs, this research is based on current public information that we consider reliable, but we do not represent it is accurate or complete, and it should not be relied on as such. The information, opinions, estimates and forecasts contained herein are as of the date hereof and are subject to change without prior notification. We seek to update our research as appropriate, but various regulations may prevent us from doing so. Other than certain industry reports published on a periodic basis, the large majority of reports are published at irregular intervals as appropriate in the analyst's judgment.

Goldman Sachs conducts a global full-service, integrated investment banking, investment management, and brokerage business. We have investment banking and other business relationships with a substantial percentage of the companies covered by our Global Investment Research Division. Goldman Sachs & Co. LLC, the United States broker dealer, is a member of SIPC (<https://www.sipc.org>).

Our salespeople, traders, and other professionals may provide oral or written market commentary or trading strategies to our clients and principal trading desks that reflect opinions that are contrary to the opinions expressed in this research. Our asset management area, principal trading desks and investing businesses may make investment decisions that are inconsistent with the recommendations or views expressed in this research.

We and our affiliates, officers, directors, and employees, will from time to time have long or short positions in, act as principal in, and buy or sell, the securities or derivatives, if any, referred to in this research, unless otherwise prohibited by regulation or Goldman Sachs policy.

The views attributed to third party presenters at Goldman Sachs arranged conferences, including individuals from other parts of Goldman Sachs, do not necessarily reflect those of Global Investment Research and are not an official view of Goldman Sachs.

Any third party referenced herein, including any salespeople, traders and other professionals or members of their household, may have positions in the products mentioned that are inconsistent with the views expressed by analysts named in this report.

This research is focused on investment themes across markets, industries and sectors. It does not attempt to distinguish between the prospects or performance of, or provide analysis of, individual companies within any industry or sector we describe.

Any trading recommendation in this research relating to an equity or credit security or securities within an industry or sector is reflective of the investment theme being discussed and is not a recommendation of any such security in isolation.

This research is not an offer to sell or the solicitation of an offer to buy any security in any jurisdiction where such an offer or solicitation would be illegal. It does not constitute a personal recommendation or take into account the particular investment objectives, financial situations, or needs of individual clients. Clients should consider whether any advice or recommendation in this research is suitable for their particular circumstances and, if appropriate, seek professional advice, including tax advice. The price and value of investments referred to in this research and the income from them may fluctuate. Past performance is not a guide to future performance, future returns are not guaranteed, and a loss of original capital may occur. Fluctuations in exchange rates could have adverse effects on the value or price of, or income derived from, certain investments.

Certain transactions, including those involving futures, options, and other derivatives, give rise to substantial risk and are not suitable for all investors. Investors should review current options and futures disclosure documents which are available from Goldman Sachs sales representatives or at <https://www.theocc.com/about/publications/character-risks.jsp> and https://www.fiadocumentation.org/fia/regulatory-disclosures_1/fia-uniform-futures-and-options-on-futures-risk-disclosures-booklet-pdf-version-2018. Transaction costs may be significant in option strategies calling for multiple purchase and sales of options such as spreads. Supporting documentation will be supplied upon request.

Differing Levels of Service provided by Global Investment Research: The level and types of services provided to you by the Global Investment Research division of GS may vary as compared to that provided to internal and other external clients of GS, depending on various factors including your individual preferences as to the frequency and manner of receiving communication, your risk profile and investment focus and perspective (e.g., marketwide, sector specific, long term, short term), the size and scope of your overall client relationship with GS, and legal and regulatory constraints. As an example, certain clients may request to receive notifications when research on specific securities is published, and certain clients may request that specific data underlying analysts' fundamental analysis available on our internal client websites be delivered to them electronically through data feeds or otherwise. No change to an analyst's fundamental research views (e.g., ratings, price targets, or material changes to earnings estimates for equity securities), will be communicated to any client prior to inclusion of such information in a research report broadly disseminated through electronic publication to our internal client websites or through other means, as necessary, to all clients who are entitled to receive such reports.

All research reports are disseminated and available to all clients simultaneously through electronic publication to our internal client websites. Not all research content is redistributed to our clients or available to third-party aggregators, nor is Goldman Sachs responsible for the redistribution of our research by third party aggregators. For research, models or other data related to one or more securities, markets or asset classes (including related services) that may be available to you, please contact your GS representative or go to <https://research.gs.com>.

Disclosure information is also available at <https://www.gs.com/research/hedge.html> or from Research Compliance, 200 West Street, New York, NY 10282.

© 2020 Goldman Sachs.

No part of this material may be (i) copied, photocopied or duplicated in any form by any means or (ii) redistributed without the prior written consent of The Goldman Sachs Group