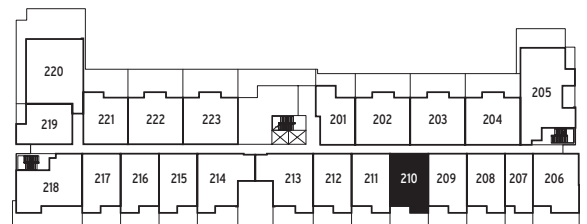
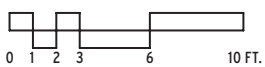
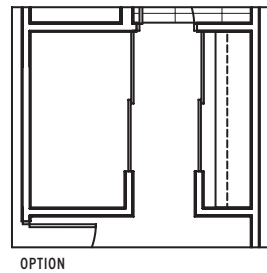
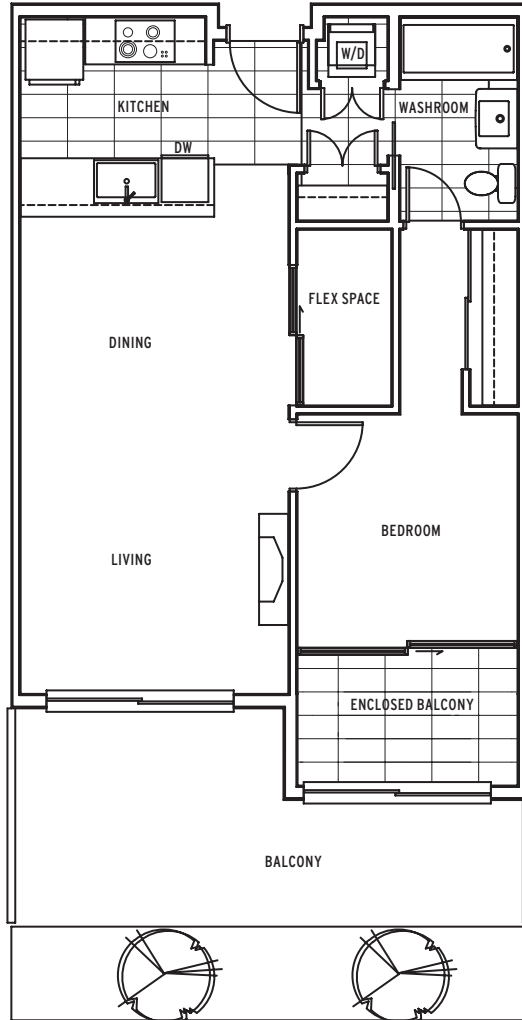


SUITE 210

3333 MAIN

SL: 17 1 BEDROOM 700 SQ.FT. (BALCONY APPROX. 135 SQ.FT.)



SECOND FLOOR

IN THE INTEREST OF MAINTAINING THE HIGH STANDARDS OF 3333 MAIN, THE DEVELOPER RESERVES THE RIGHT TO MODIFY SPECIFICATIONS AND DESIGN WITHOUT NOTICE. ACTUAL FLOOR PLANS AND DIMENSIONS MAY VARY FROM THE FINAL STRATA PLAN. AREAS ARE CALCULATED TO THE OUTSIDE FACE OF THE EXTERIOR WALL AND TO THE CENTRE LINE OF ALL PARTY WALLS. SUCH AREAS DO NOT INCLUDE THE OPEN PATIOS, DECKS, OR TERRACES.