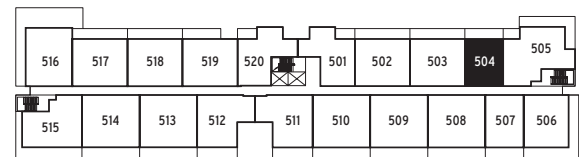
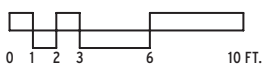
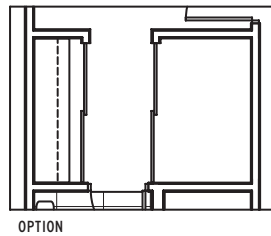
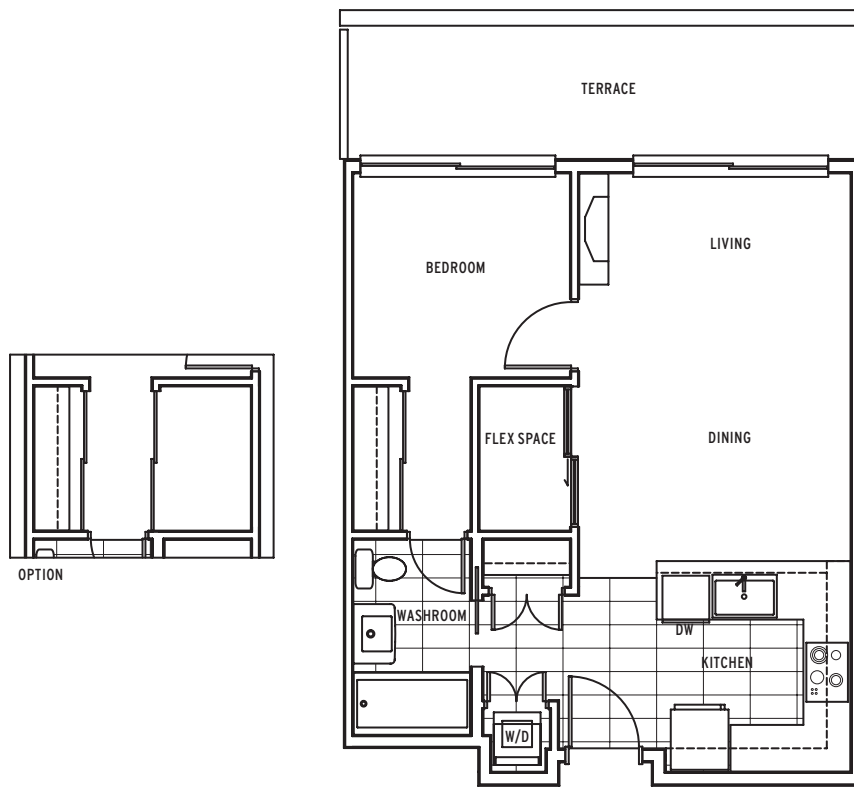


SUITE 504

3333 MAIN

SL: 82 1 BEDROOM 581 SQ.FT. (TERRACE APPROX. 105 SQ.FT.)



IN THE INTEREST OF MAINTAINING THE HIGH STANDARDS OF 3333 MAIN, THE DEVELOPER RESERVES THE RIGHT TO MODIFY SPECIFICATIONS AND DESIGN WITHOUT NOTICE. ACTUAL FLOOR PLANS AND DIMENSIONS MAY VARY FROM THE FINAL STRATA PLAN. AREAS ARE CALCULATED TO THE OUTSIDE FACE OF THE EXTERIOR WALL AND TO THE CENTRE LINE OF ALL PARTY WALLS. SUCH AREAS DO NOT INCLUDE THE OPEN PATIOS, DECKS, OR TERRACES.